

**EJECUCIÓN DE GASTO AL 30 DE JUNIO DEL 2024**

(SOLES)

SECTOR : 11 SALUD  
 PLIEGO : 011 M. DE SALUD  
 UNIDAD EJECUTORA : 032 HOSPITAL VÍCTOR LARCO HERRERA (000148)  
 FUENTE DE FINANCIAMIENTO : ACUMULADO POR TODA FUENTE

CATEGORIA DE GASTO/ GRUPO GENERICO DE GASTO	PRESUPUESTO INSTITUCIONAL APERTURA (PIA)	PRESUPUESTO INSTITUCIONAL MODIFICADO MINSA(PIM)	TOTAL CERTIFICADO	% CERTIFICADO	TOTAL COMPROMISOS ANUALES	% COMPROMISOS ANUALES	TOTAL DEVENGADO	% DEVENGADO
<b>5. GASTOS CORRIENTES</b>	<b>67,745,501.00</b>	<b>72,605,750.00</b>	<b>66,147,553.97</b>	<b>91.11%</b>	<b>61,975,713.08</b>	<b>85.36%</b>	<b>33,014,983.78</b>	<b>45.47%</b>
2.1 Personal y Obligaciones Sociales	55,582,079.00	56,091,828.00	50,826,392.76	90.61%	49,308,457.53	87.91%	25,939,443.05	46.24%
2.2 Pensiones y Prestaciones Sociales	4,014,228.00	4,081,656.00	3,815,054.00	93.47%	3,815,054.00	93.47%	1,737,270.26	42.56%
2.3 Bienes y Servicios	8,137,519.00	12,318,870.00	11,402,002.01	92.56%	8,748,096.35	71.01%	5,234,165.27	42.49%
2.4 Donaciones y Transferencias	0.00	42,500.00	42,500.00	100.00%	42,500.00	100.00%	42,500.00	100.00%
2.5 Otros gastos	11,675.00	70,896.00	61,605.20	86.90%	61,605.20	86.90%	61,605.20	86.90%
<b>6. GASTOS DE CAPITAL</b>	<b>42,358.00</b>	<b>205,951.00</b>	<b>182,023.51</b>	<b>88.38%</b>	<b>142,823.21</b>	<b>69.35%</b>	<b>122,125.32</b>	<b>59.30%</b>
2.6 Adquisición de Activos No Financieros	42,358.00	205,951.00	182,023.51	88.38%	142,823.21	69.35%	122,125.32	59.30%
<b>TOTAL:</b>	<b>67,787,859.00</b>	<b>72,811,701.00</b>	<b>66,329,577.48</b>	<b>91.10%</b>	<b>62,118,536.29</b>	<b>85.31%</b>	<b>33,137,109.10</b>	<b>45.51%</b>

FUENTE: SIAF-MPP FECHA : 08/07/2024 - HVLH



**CERTIFICACIÓN Vs MARCO PRESUPUESTAL - 2024**  
(EN NUEVOS SOLES)

SECTOR : 11 SALUD  
PLIEGO : 011 M. DE SALUD  
EJECUTORA : 032 HOSPITAL NACIONAL VICTOR LARCO HERRERA [000148]

M E N S U A L I Z A D O

CATEGORIA GENERICA	PIM	ENE	FEB	MAR	ABR	MAY	JUN	JUL	AGO	SET	OCT	NOV	DIC	TOTAL CERTIFICADO	SALDO
2.1 PERSONAL Y OBLIGACIONES	56,091,828	7,160,841.70	44,878,285.77	-1,120,130.70	1,511,971.99	0.00	-1,604,576.00	0.00	0.00	0.00	0.00	0.00	0.00	50,826,392.76	5,265,435.24
2.2 PENSIONES Y OTRAS	4,081,656	3,815,054.00	0.00	0.00	0.00	0.00	0.00	0.00	0.00	0.00	0.00	0.00	0.00	3,815,054.00	266,602.00
2.3 BIENES Y SERVICIOS	12,318,870	3,262,759.46	816,897.53	3,463,510.81	2,304,338.93	891,959.90	662,535.38	0.00	0.00	0.00	0.00	0.00	0.00	11,402,002.01	916,867.99
2.4 DONACIONES Y	42,500	0.00	0.00	0.00	0.00	0.00	42,500.00	0.00	0.00	0.00	0.00	0.00	0.00	42,500.00	0.00
2.5 OTROS GASTOS	70,896	0.00	1,838.00	0.00	499.64	59,467.56	0.00	0.00	0.00	0.00	0.00	0.00	0.00	61,605.20	9,290.80
2.6 ADQUISICION DE ACTIVOS NO	205,951	0.00	0.00	44,026.65	42,735.21	59,769.96	35,491.69	0.00	0.00	0.00	0.00	0.00	0.00	162,023.51	23,927.49
PARCIAL FTE	72,811,701	14,238,655.16	45,696,821.30	2,387,406.76	3,859,545.77	1,011,197.42	-864,048.93	0.00	0.00	0.00	0.00	0.00	0.00	66,329,577.48	6,482,123.52
<b>TOTAL EJECUTORA</b>	72,811,701	14,238,655.16	45,696,821.30	2,387,406.76	3,859,545.77	1,011,197.42	-864,048.93	0.00	0.00	0.00	0.00	0.00	0.00	66,329,577.48	6,482,123.52



**CERTIFICACIÓN Vs MARCO PRESUPUESTAL - 2024**  
(EN NUEVOS SOLES)

SECTOR : 11 SALUD  
PLIEGO : 011 M. DE SALUD  
EJECUTORA : 032 HOSPITAL NACIONAL VICTOR LARCO HERRERA [000148]

**M E N S U A L I Z A D O**

CATEGORIA GENERICA	PIM	ENE	FEB	MAR	ABR	MAY	JUN	JUL	AGO	SET	OCT	NOV	DIC	TOTAL CERTIFICADO	SALDO
<b>RESUMEN ...</b>															
TOTAL FUENTE	72,811,701	14,238,655.16	45,696,821.30	2,387,406.76	3,859,545.77	1,011,197.42	-864,048.93	0.00	0.00	0.00	0.00	0.00	0.00	66,329,577.48	6,482,123.52
<b>TOTAL</b>	<b>72,811,701</b>	<b>14,238,655.16</b>	<b>45,696,821.30</b>	<b>2,387,406.76</b>	<b>3,859,545.77</b>	<b>1,011,197.42</b>	<b>-864,048.93</b>	<b>0.00</b>	<b>0.00</b>	<b>0.00</b>	<b>0.00</b>	<b>0.00</b>	<b>0.00</b>	<b>66,329,577.48</b>	<b>6,482,123.52</b>



**COMPROMISOS ANUALES Vs MARCO PRESUPUESTAL - 2024**  
(EN NUEVOS SOLES)

SECTOR : 11 SALUD  
PLIEGO : 011 M. DE SALUD  
EJECUTORA : 032 HOSPITAL NACIONAL VICTOR LARCO HERRERA [000148]

M E N S U A L I Z A D O

CATEGORIA GENERICA	PIM	ENE	FEB	MAR	ABR	MAY	JUN	JUL	AGO	SET	OCT	NOV	DIC	TOTAL COMPROMISOS ANUALES	SALDO
2.1 PERSONAL Y OBLIGACIONES	56,091,828	7,160,841.70	44,878,285.77	-1,121,047.85	-3,211.79	-917.15	-1,605,493.15	0.00	0.00	0.00	0.00	0.00	0.00	49,308,457.53	6,783,370.47
2.2 PENSIONES Y OTRAS	4,081,656	3,815,054.00	0.00	0.00	0.00	0.00	0.00	0.00	0.00	0.00	0.00	0.00	0.00	3,815,054.00	266,602.00
2.3 BIENES Y SERVICIOS	12,318,870	2,260,007.07	856,863.45	1,993,896.92	1,809,734.75	916,639.78	910,954.38	0.00	0.00	0.00	0.00	0.00	0.00	8,748,096.35	3,570,773.65
2.4 DONACIONES Y	42,500	0.00	0.00	0.00	0.00	0.00	42,500.00	0.00	0.00	0.00	0.00	0.00	0.00	42,500.00	0.00
2.5 OTROS GASTOS	70,896	0.00	1,638.00	0.00	499.64	59,467.56	0.00	0.00	0.00	0.00	0.00	0.00	0.00	61,605.20	9,290.80
2.6 ADQUISICION DE ACTIVOS NO	205,951	0.00	0.00	42,423.86	30,835.44	13,585.08	55,978.83	0.00	0.00	0.00	0.00	0.00	0.00	142,823.21	63,127.79
PARCIAL FTE	72,811,701	13,235,902.77	45,736,787.22	915,272.93	1,837,858.04	988,775.27	-596,059.94	0.00	0.00	0.00	0.00	0.00	0.00	62,118,536.29	10,693,164.71
<b>TOTAL EJECUTORA</b>	72,811,701	13,235,902.77	45,736,787.22	915,272.93	1,837,858.04	988,775.27	-596,059.94	0.00	0.00	0.00	0.00	0.00	0.00	62,118,536.29	10,693,164.71



**COMPROMISOS ANUALES Vs MARCO PRESUPUESTAL - 2024**  
 (EN NUEVOS SOLES)

SECTOR : 11 SALUD  
 PLIEGO : 011 M. DE SALUD  
 EJECUTORA : 032 HOSPITAL NACIONAL VICTOR LARCO HERRERA [000148]

M E N S U A L I Z A D O

CATEGORIA GENERICA	PIM	ENE	FEB	MAR	ABR	MAY	JUN	JUL	AGO	SET	OCT	NOV	DIC	TOTAL COMPROMISOS ANUALES	SALDO
<b>RESUMEN ...</b>															
TOTAL FUENTE	72,811,701	13,235,902.77	45,736,787.22	915,272.93	1,837,858.04	988,775.27	-596,059.94	0.00	0.00	0.00	0.00	0.00	0.00	62,118,536.29	10,693,164.71
<b>TOTAL</b>	<b>72,811,701</b>	<b>13,235,902.77</b>	<b>45,736,787.22</b>	<b>915,272.93</b>	<b>1,837,858.04</b>	<b>988,775.27</b>	<b>-596,059.94</b>	<b>0.00</b>	<b>0.00</b>	<b>0.00</b>	<b>0.00</b>	<b>0.00</b>	<b>0.00</b>	<b>62,118,536.29</b>	<b>10,693,164.71</b>



**DEVENGADOS Vs MARCO PRESUPUESTAL - 2024**  
(EN NUEVOS SOLES)

SECTOR : 11 SALUD  
PLIEGO : 011 M. DE SALUD  
EJECUTORA : 032 HOSPITAL NACIONAL VICTOR LARCO HERRERA [000148]

M E N S U A L I Z A D O

CATEGORIA GENERICA	PIM	ENE	FEB	MAR	ABR	MAY	JUN	JUL	AGO	SET	OCT	NOV	DIC	TOTAL DEVENGADOS	SALDO
2.1 PERSONAL Y OBLIGACIONES	56,091,828	4,503,321.45	4,176,743.61	4,426,954.31	4,302,471.06	4,254,216.99	4,275,735.63	0.00	0.00	0.00	0.00	0.00	0.00	25,939,443.05	30,152,384.95
2.2 PENSIONES Y OTRAS	4,081,656	362,630.79	283,798.28	279,452.97	279,340.56	270,251.02	261,796.64	0.00	0.00	0.00	0.00	0.00	0.00	1,737,270.26	2,344,385.74
2.3 BIENES Y SERVICIOS	12,318,870	121,051.70	643,430.39	1,061,701.62	1,068,970.83	1,326,440.00	1,012,570.73	0.00	0.00	0.00	0.00	0.00	0.00	5,234,165.27	7,084,704.73
2.4 DONACIONES Y	42,500	0.00	0.00	0.00	0.00	0.00	42,500.00	0.00	0.00	0.00	0.00	0.00	0.00	42,500.00	0.00
2.5 OTROS GASTOS	70,896	0.00	0.00	1,638.00	0.00	59,967.20	0.00	0.00	0.00	0.00	0.00	0.00	0.00	61,605.20	9,290.80
2.6 ADQUISICION DE ACTIVOS NO	205,951	0.00	0.00	42,423.86	14,400.78	21,097.10	44,203.58	0.00	0.00	0.00	0.00	0.00	0.00	122,125.32	83,825.68
PARCIAL FTE	72,811,701	4,987,003.94	5,103,972.28	5,812,170.76	5,665,183.23	5,931,972.31	5,636,806.58	0.00	0.00	0.00	0.00	0.00	0.00	33,137,109.10	39,674,591.90
<b>TOTAL EJECUTORA</b>	<b>72,811,701</b>	<b>4,987,003.94</b>	<b>5,103,972.28</b>	<b>5,812,170.76</b>	<b>5,665,183.23</b>	<b>5,931,972.31</b>	<b>5,636,806.58</b>	<b>0.00</b>	<b>0.00</b>	<b>0.00</b>	<b>0.00</b>	<b>0.00</b>	<b>0.00</b>	<b>33,137,109.10</b>	<b>39,674,591.90</b>




**DEVENGADOS Vs MARCO PRESUPUESTAL - 2024**  
(EN NUEVOS SOLES)

SECTOR : 11 SALUD  
PLIEGO : 011 M. DE SALUD  
EJECUTORA : 032 HOSPITAL NACIONAL VICTOR LARCO HERRERA [000148]

M E N S U A L I Z A D O

CATEGORIA GENERICA	PIM	ENE	FEB	MAR	ABR	MAY	JUN	JUL	AGO	SET	OCT	NOV	DIC	TOTAL DEVENGADOS	SALDO
RESUMEN ...															
TOTAL FUENTE	72,811,701	4,987,003.94	5,103,972.28	5,812,170.76	5,665,183.23	5,931,972.31	5,636,806.58	0.00	0.00	0.00	0.00	0.00	0.00	33,137,109.10	39,674,591.90
<b>TOTAL</b>	<b>72,811,701</b>	<b>4,987,003.94</b>	<b>5,103,972.28</b>	<b>5,812,170.76</b>	<b>5,665,183.23</b>	<b>5,931,972.31</b>	<b>5,636,806.58</b>	<b>0.00</b>	<b>0.00</b>	<b>0.00</b>	<b>0.00</b>	<b>0.00</b>	<b>0.00</b>	<b>33,137,109.10</b>	<b>39,674,591.90</b>



**EJECUCIÓN DE GASTO AL 30 DE JUNIO DEL 2024**

( SOLES)

SECTOR : 11 SALUD  
 PLIEGO : 011 M. DE SALUD  
 UNIDAD EJECUTORA : 032 HOSPITAL VÍCTOR LARCO HERRERA (000148)  
 FUENTE DE FINANCIAMIENTO : 1 RECURSOS ORDINARIOS

CATEGORIA DE GASTO/ GRUPO GENERICO DE GASTO	PRESUPUESTO INSTITUCIONAL APERTURA (PIA)	PRESUPUESTO INSTITUCIONAL MODIFICADO MINSA(PIM)	TOTAL CERTIFICADO	% CERTIFICADO	TOTAL COMPROMISOS ANUALES	% COMPROMISOS ANUALES	TOTAL DEVENGADO	% DEVENGADO
<b>5. GASTOS CORRIENTES</b>	<b>67,722,405.00</b>	<b>69,941,100.00</b>	<b>63,757,431.71</b>	<b>91.16%</b>	<b>60,178,323.58</b>	<b>86.04%</b>	<b>31,647,178.11</b>	<b>45.25%</b>
2.1 Personal y Obligaciones Sociales	55,582,079.00	56,091,828.00	50,826,392.76	90.61%	49,308,457.53	87.91%	25,939,443.05	46.24%
2.2 Pensiones y Prestaciones Sociales	4,014,228.00	4,081,656.00	3,815,054.00	93.47%	3,815,054.00	93.47%	1,737,270.26	42.56%
2.3 Bienes y Servicios	8,114,423.00	9,654,220.00	9,011,879.75	93.35%	6,950,706.85	72.00%	3,866,359.60	40.05%
2.4 Donaciones y Transferencias	0.00	42,500.00	42,500.00	100.00%	42,500.00	100.00%	42,500.00	100.00%
2.5 Otros gastos	11,675.00	70,896.00	61,605.20	86.90%	61,605.20	86.90%	61,605.20	86.90%
<b>6. GASTOS DE CAPITAL</b>	<b>0.00</b>	<b>163,593.00</b>	<b>140,786.08</b>	<b>86.06%</b>	<b>109,733.33</b>	<b>67.08%</b>	<b>109,733.33</b>	<b>67.08%</b>
2.6 Adquisición de Activos No Financieros	0.00	163,593.00	140,786.08	0.00%	109,733.33	0.00%	109,733.33	0.00%
<b>TOTAL:</b>	<b>67,722,405.00</b>	<b>70,104,693.00</b>	<b>63,898,217.79</b>	<b>91.15%</b>	<b>60,288,056.91</b>	<b>86.00%</b>	<b>31,756,911.44</b>	<b>45.30%</b>

FUENTE: SIAF-MPP FECHA : 08/07/2024 - HVLH

**EJECUCIÓN DE GASTO AL 30 DE JUNIO DEL 2024**

( SOLES)

SECTOR : 11 SALUD  
 PLIEGO : 011 M. DE SALUD  
 UNIDAD EJECUTORA : 032 HOSPITAL VÍCTOR LARCO HERRERA (000148)  
 FUENTE DE FINANCIAMIENTO : 4 DONACIONES Y TRANSFERENCIAS

CATEGORIA DE GASTO/ GRUPO GENERICO DE GASTO	PRESUPUESTO INSTITUCIONAL APERTURA (PIA)	PRESUPUESTO INSTITUCIONAL MODIFICADO MINSA(PIM)	TOTAL CERTIFICADO	% CERTIFICADO	TOTAL COMPROMISOS ANUALES	% COMPROMISOS ANUALES	TOTAL DEVENGADO	% DEVENGADO
2.3 Bienes y Servicios	23,096.00	2,664,650.00	2,390,122.26	89.70%	1,797,389.50	67.45%	1,367,805.67	51.33%
2.6 Adquisición de Activos No Financieros	42,358.00	42,358.00	41,237.43	97.35%	33,089.88	78.12%	12,391.99	29.26%
<b>TOTAL</b>	<b>65,454.00</b>	<b>2,707,008.00</b>	<b>2,431,359.69</b>	<b>89.82%</b>	<b>1,830,479.38</b>	<b>67.62%</b>	<b>1,380,197.66</b>	<b>50.99%</b>

FUENTE: SIAF-MPP FECHA : 08/07/2024 - HVLH






**CERTIFICACIÓN Vs MARCO PRESUPUESTAL - 2024**  
(EN NUEVOS SOLES)

SECTOR : 11 SALUD  
PLIEGO : 011 M. DE SALUD  
EJECUTORA : 032 HOSPITAL NACIONAL VICTOR LARCO HERRERA [000148]

M E N S U A L I Z A D O

FF	CATEGORIA GENERICA	PIM	ENE	FEB	MAR	ABR	MAY	JUN	JUL	AGO	SET	OCT	NOV	DIC	TOTAL CERTIFICADO	SALDO
1 RECURSOS ORDINARIOS																
2.1	PERSONAL Y OBLIGACIONES	56,091,828	7,160,841.70	44,878,285.77	-1,120,130.70	1,511,971.99	0.00	-1,604,576.00	0.00	0.00	0.00	0.00	0.00	0.00	50,826,392.76	5,265,435.24
2.2	PENSIONES Y OTRAS	4,081,656	3,815,054.00	0.00	0.00	0.00	0.00	0.00	0.00	0.00	0.00	0.00	0.00	0.00	3,815,054.00	266,602.00
2.3	BIENES Y SERVICIOS	9,654,220	3,239,663.86	551,981.89	3,024,977.70	1,002,068.81	628,142.81	565,044.68	0.00	0.00	0.00	0.00	0.00	0.00	9,011,879.75	642,340.25
2.4	DONACIONES Y	42,500	0.00	0.00	0.00	0.00	0.00	42,500.00	0.00	0.00	0.00	0.00	0.00	0.00	42,500.00	0.00
2.5	OTROS GASTOS	70,896	0.00	1,638.00	0.00	499.64	59,467.56	0.00	0.00	0.00	0.00	0.00	0.00	0.00	61,605.20	9,290.80
2.6	ADQUISICION DE ACTIVOS NO	163,593	0.00	0.00	44,026.65	32,935.22	29,130.52	34,693.69	0.00	0.00	0.00	0.00	0.00	0.00	140,786.08	22,806.92
PARCIAL FTE	1	70,104,693	14,215,559.56	45,431,905.66	1,948,873.65	2,547,475.66	716,740.89	-962,337.63	0.00	0.00	0.00	0.00	0.00	0.00	63,898,217.79	6,206,475.21
4 DONACIONES Y TRANSFERENCIAS																
2.3	BIENES Y SERVICIOS	2,664,650	23,095.60	264,915.64	438,533.11	1,302,270.12	263,817.09	97,490.70	0.00	0.00	0.00	0.00	0.00	0.00	2,390,122.26	274,527.74
2.6	ADQUISICION DE ACTIVOS NO	42,358	0.00	0.00	0.00	9,799.99	30,639.44	798.00	0.00	0.00	0.00	0.00	0.00	0.00	41,237.43	1,120.57
PARCIAL FTE	4	2,707,008	23,095.60	264,915.64	438,533.11	1,312,070.11	294,456.53	98,288.70	0.00	0.00	0.00	0.00	0.00	0.00	2,431,359.69	275,648.31
<b>TOTAL EJECUTORA</b>		<b>72,811,701</b>	<b>14,238,655.16</b>	<b>45,696,821.30</b>	<b>2,387,406.76</b>	<b>3,859,545.77</b>	<b>1,011,197.42</b>	<b>-864,048.93</b>	<b>0.00</b>	<b>0.00</b>	<b>0.00</b>	<b>0.00</b>	<b>0.00</b>	<b>0.00</b>	<b>66,329,577.48</b>	<b>6,482,123.52</b>




**CERTIFICACIÓN Vs MARCO PRESUPUESTAL - 2024**  
(EN NUEVOS SOLES)

SECTOR : 11 SALUD  
PLIEGO : 011 M. DE SALUD  
EJECUTORA : 032 HOSPITAL NACIONAL VICTOR LARCO HERRERA [000148]

M E N S U A L I Z A D O

FF	CATEGORIA GENERICA	PIM	ENE	FEB	MAR	ABR	MAY	JUN	JUL	AGO	SET	OCT	NOV	DIC	TOTAL CERTIFICADO	SALDO
	RESUMEN ...															
	TOTAL FUENTE 1	70,104,893	14,215,559.56	45,431,905.66	1,948,873.85	2,547,475.66	716,740.89	-962,337.63	0.00	0.00	0.00	0.00	0.00	0.00	63,898,217.79	6,206,475.21
	TOTAL FUENTE 4	2,707,008	23,095.60	264,915.64	438,533.11	1,312,070.11	294,456.53	98,288.70	0.00	0.00	0.00	0.00	0.00	0.00	2,431,359.69	275,648.31
	<b>TOTAL</b>	<b>72,811,701</b>	<b>14,238,655.16</b>	<b>45,696,821.30</b>	<b>2,387,406.76</b>	<b>3,859,545.77</b>	<b>1,011,197.42</b>	<b>-864,048.93</b>	<b>0.00</b>	<b>0.00</b>	<b>0.00</b>	<b>0.00</b>	<b>0.00</b>	<b>0.00</b>	<b>66,329,577.48</b>	<b>6,482,123.52</b>



**COMPROMISOS ANUALES Vs MARCO PRESUPUESTAL - 2024**  
(EN NUEVOS SOLES)

SECTOR : 11 SALUD  
PLIEGO : 011 M. DE SALUD  
EJECUTORA : 032 HOSPITAL NACIONAL VICTOR LARCO HERRERA [000148]

M E N S U A L I Z A D O

FF	CATEGORIA GENERICA	PIM	ENE	FEB	MAR	ABR	MAY	JUN	JUL	AGO	SET	OCT	NOV	DIC	TOTAL COMPROMISOS ANUALES	SALDO
<b>1 RECURSOS ORDINARIOS</b>																
2.1	PERSONAL Y OBLIGACIONES	56,091,828	7,160,841.70	44,878,285.77	-1,121,047.85	-3,211.79	-917.15	-1,605,493.15	0.00	0.00	0.00	0.00	0.00	0.00	49,308,457.53	6,783,370.47
2.2	PENSIONES Y OTRAS	4,081,656	3,815,054.00	0.00	0.00	0.00	0.00	0.00	0.00	0.00	0.00	0.00	0.00	0.00	3,815,054.00	266,602.00
2.3	BIENES Y SERVICIOS	9,854,220	2,237,017.07	690,421.18	1,503,197.78	1,264,079.13	625,634.61	630,357.08	0.00	0.00	0.00	0.00	0.00	0.00	6,950,706.85	2,703,513.15
2.4	DONACIONES Y	42,500	0.00	0.00	0.00	0.00	0.00	42,500.00	0.00	0.00	0.00	0.00	0.00	0.00	42,500.00	0.00
2.5	OTROS GASTOS	70,896	0.00	1,638.00	0.00	499.64	59,467.56	0.00	0.00	0.00	0.00	0.00	0.00	0.00	61,605.20	9,290.80
2.6	ADQUISICION DE ACTIVOS NO	163,593	0.00	0.00	42,423.86	21,035.45	13,585.08	32,888.94	0.00	0.00	0.00	0.00	0.00	0.00	109,733.33	53,859.67
PARCIAL FTE	1	70,104,693	13,212,912.77	45,570,344.95	424,573.79	1,282,402.43	697,770.10	-899,947.13	0.00	0.00	0.00	0.00	0.00	0.00	60,288,056.81	9,816,636.09
<b>4 DONACIONES Y TRANSFERENCIAS</b>																
2.3	BIENES Y SERVICIOS	2,664,650	22,990.00	166,442.27	490,699.14	545,655.62	291,005.17	280,597.30	0.00	0.00	0.00	0.00	0.00	0.00	1,797,389.50	867,260.50
2.6	ADQUISICION DE ACTIVOS NO	42,358	0.00	0.00	0.00	9,799.99	0.00	23,289.69	0.00	0.00	0.00	0.00	0.00	0.00	33,089.88	9,268.12
PARCIAL FTE	4	2,707,008	22,990.00	166,442.27	490,699.14	555,455.61	291,005.17	303,887.19	0.00	0.00	0.00	0.00	0.00	0.00	1,830,479.38	876,528.62
<b>TOTAL EJECUTORA</b>		<b>72,811,701</b>	<b>13,235,902.77</b>	<b>45,736,787.22</b>	<b>915,272.93</b>	<b>1,837,858.04</b>	<b>988,775.27</b>	<b>-596,059.94</b>	<b>0.00</b>	<b>0.00</b>	<b>0.00</b>	<b>0.00</b>	<b>0.00</b>	<b>0.00</b>	<b>62,118,536.29</b>	<b>10,693,164.71</b>



**COMPROMISOS ANUALES Vs MARCO PRESUPUESTAL - 2024**  
(EN NUEVOS SOLES)

SECTOR : 11 SALUD  
PLIEGO : 011 M. DE SALUD  
EJECUTORA : 032 HOSPITAL NACIONAL VICTOR LARCO HERRERA [000148]

M E N S U A L I Z A D O

FF	CATEGORIA GENERICA	PIM	ENE	FEB	MAR	ABR	MAY	JUN	JUL	AGO	SET	OCT	NOV	DIC	TOTAL COMPROMISOS ANUALES	SALDO
	RESUMEN ...															
	TOTAL FUENTE 1	70,104,693	13,212,912.77	45,570,344.95	424,573.79	1,282,402.43	697,770.10	-899,947.13	0.00	0.00	0.00	0.00	0.00	0.00	60,288,056.91	9,816,636.09
	TOTAL FUENTE 4	2,707,008	22,990.00	166,442.27	490,699.14	555,455.61	291,005.17	303,887.19	0.00	0.00	0.00	0.00	0.00	0.00	1,830,479.38	876,528.62
	<b>TOTAL</b>	<b>72,811,701</b>	<b>13,235,902.77</b>	<b>45,736,787.22</b>	<b>915,272.93</b>	<b>1,837,858.04</b>	<b>988,775.27</b>	<b>-596,059.94</b>	<b>0.00</b>	<b>0.00</b>	<b>0.00</b>	<b>0.00</b>	<b>0.00</b>	<b>0.00</b>	<b>62,118,536.29</b>	<b>10,693,164.71</b>




**DEVENGADOS Vs MARCO PRESUPUESTAL - 2024**  
(EN NUEVOS SOLES)

SECTOR : 11 SALUD  
PLIEGO : 011 M. DE SALUD  
EJECUTORA : 032 HOSPITAL NACIONAL VICTOR LARCO HERRERA [000148]

M E N S U A L I Z A D O

FF	CATEGORIA GENERICA	PIM	ENE	FEB	MAR	ABR	MAY	JUN	JUL	AGO	SET	OCT	NOV	DIC	TOTAL DEVENGADOS	SALDO
<b>1 RECURSOS ORDINARIOS</b>																
2.1	PERSONAL Y OBLIGACIONES	56,091,828	4,503,321.45	4,176,743.61	4,426,954.31	4,302,471.06	4,254,216.99	4,275,735.63	0.00	0.00	0.00	0.00	0.00	0.00	25,939,443.05	30,152,384.95
2.2	PENSIONES Y OTRAS	4,081,656	362,630.79	283,798.28	279,452.97	279,340.56	270,251.02	261,796.64	0.00	0.00	0.00	0.00	0.00	0.00	1,737,270.26	2,344,385.74
2.3	BIENES Y SERVICIOS	9,654,220	98,061.70	643,430.39	704,705.02	770,137.73	1,095,074.06	554,950.70	0.00	0.00	0.00	0.00	0.00	0.00	3,866,359.60	5,787,860.40
2.4	DONACIONES Y	42,500	0.00	0.00	0.00	0.00	0.00	42,500.00	0.00	0.00	0.00	0.00	0.00	0.00	42,500.00	0.00
2.5	OTROS GASTOS	70,896	0.00	0.00	1,638.00	0.00	59,967.20	0.00	0.00	0.00	0.00	0.00	0.00	0.00	61,605.20	9,290.80
2.6	ADQUISICION DE ACTIVOS NO	163,593	0.00	0.00	42,423.86	4,600.79	21,097.10	41,611.58	0.00	0.00	0.00	0.00	0.00	0.00	109,733.33	53,859.67
PARCIAL FTE	1	70,104,693	4,964,013.94	5,103,972.28	5,455,174.16	5,356,550.14	5,700,606.37	5,176,594.55	0.00	0.00	0.00	0.00	0.00	0.00	31,756,911.44	38,347,781.56
<b>4 DONACIONES Y TRANSFERENCIAS</b>																
2.3	BIENES Y SERVICIOS	2,664,650	22,990.00	0.00	356,996.60	298,833.10	231,365.94	457,620.03	0.00	0.00	0.00	0.00	0.00	0.00	1,367,805.67	1,296,844.33
2.6	ADQUISICION DE ACTIVOS NO	42,358	0.00	0.00	0.00	9,799.99	0.00	2,592.00	0.00	0.00	0.00	0.00	0.00	0.00	12,391.99	29,966.01
PARCIAL FTE	4	2,707,008	22,990.00	0.00	356,996.60	308,633.09	231,365.94	460,212.03	0.00	0.00	0.00	0.00	0.00	0.00	1,380,197.66	1,326,810.34
<b>TOTAL EJECUTORA</b>		<b>72,811,701</b>	<b>4,987,003.94</b>	<b>5,103,972.28</b>	<b>5,812,170.76</b>	<b>5,665,183.23</b>	<b>5,931,972.31</b>	<b>5,636,806.58</b>	<b>0.00</b>	<b>0.00</b>	<b>0.00</b>	<b>0.00</b>	<b>0.00</b>	<b>0.00</b>	<b>33,137,109.10</b>	<b>39,674,591.90</b>



**DEVENGADOS Vs MARCO PRESUPUESTAL - 2024**  
(EN NUEVOS SOLES)

SECTOR : 11 SALUD  
PLIEGO : 011 M. DE SALUD  
EJECUTORA : 032 HOSPITAL NACIONAL VICTOR LARCO HERRERA [000148]

M E N S U A L I Z A D O

FF	CATEGORIA GENERICA	PIM	ENE	FEB	MAR	ABR	MAY	JUN	JUL	AGO	SET	OCT	NOV	DIC	TOTAL DEVENGADOS	SALDO
	RESUMEN ...															
	TOTAL FUENTE 1	70,104,893	4,964,013.94	5,103,972.28	5,455,174.16	5,356,550.14	5,700,606.37	5,176,594.55	0.00	0.00	0.00	0.00	0.00	0.00	31,756,911.44	38,347,781.56
	TOTAL FUENTE 4	2,707,008	22,990.00	0.00	356,996.60	308,633.09	231,365.94	460,212.03	0.00	0.00	0.00	0.00	0.00	0.00	1,380,197.66	1,326,810.34
	<b>TOTAL</b>	<b>72,811,701</b>	<b>4,987,003.94</b>	<b>5,103,972.28</b>	<b>5,812,170.76</b>	<b>5,665,183.23</b>	<b>5,931,972.31</b>	<b>5,636,806.58</b>	<b>0.00</b>	<b>0.00</b>	<b>0.00</b>	<b>0.00</b>	<b>0.00</b>	<b>0.00</b>	<b>33,137,109.10</b>	<b>39,674,591.90</b>

