

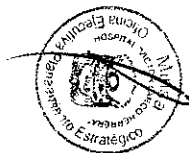
EJECUCIÓN DE GASTO AL 31 DE OCTUBRE DE 2019

(SOLES)

SECTOR : 11 SALUD
 PLIEGO : 011 M. DE SALUD
 UNIDAD EJECUTORA : 032 HOSPITAL VÍCTOR LARCO HERRERA (000148)
 FUENTE DE FINANCIAMIENTO : 1 RECURSOS ORDINARIOS

CATEGORIA DE GASTO/ GRUPO GENÉRICO DE GASTO	PRESUPUESTO INSTITUCIONAL APERTURA (PIA)	PRESUPUESTO INSTITUCIONAL MODIFICADO MINSA(PIM)	TOTAL CERTIFICADO	TOTAL COMPROMISOS	TOTAL DEVENGADO	SALDO COMPROMISOS	SALDO DEVENGADO	% CERTIFICADO	% COMPROMISOS	% DEVENGADO
5. GASTOS CORRIENTES	49,848,648.00	53,799,323.00	53,727,492.67	44,739,687.88	43,611,092.82	9,059,635.12	10,188,230.18	99.87%	83.16%	81.06%
2.1 Personal y Obligaciones Sociales	34,837,679.00	38,247,008.00	38,236,705.00	31,238,339.84	31,237,900.15	7,008,668.16	7,009,107.85	99.97%	81.68%	81.67%
2.2 Pensiones y Prestaciones Sociales	4,455,042.00	4,211,759.00	4,211,697.00	3,452,122.41	3,452,122.41	759,636.59	759,636.59	100.00%	81.96%	81.96%
2.3 Bienes y Servicios	10,555,927.00	11,194,556.00	11,134,090.67	9,904,225.63	8,776,070.26	1,290,330.37	2,418,485.74	99.46%	88.47%	78.40%
2.5 Otros	0.00	146,000.00	145,000.00	145,000.00	145,000.00	1,000.00	1,000.00	99.32%	99.32%	99.32%
6. GASTOS DE CAPITAL	0.00	103,447.00	102,330.68	97,050.68	62,893.96	6,396.32	40,553.04	98.92%	93.82%	60.80%
2.6 Adquisición de Activos No Financieros	0.00	103,447.00	102,330.68	97,050.68	62,893.96	6,396.32	40,553.04	98.92%	93.82%	60.80%
TOTAL:	49,848,648.00	53,902,770.00	53,829,823.35	44,836,738.56	43,673,986.78	9,066,031.44	10,228,783.22	99.86%	83.18%	81.02%

Fuente: SIAF-MPP 04/11/2019 - HVLH




EJECUCIÓN DE GASTO AL 31 DE OCTUBRE DE 2019

(EN NUEVOS SOLES)

SECTOR : 11 SALUD
 PLIEGO : 011 M. DE SALUD
 UNIDAD EJECUTORA : 032 HOSPITAL VÍCTOR LARCO HERRERA (000148)
 FUENTE DE FINANCIAMIENTO : 2 RECURSOS DIRECTAMENTE RECAUDADOS

CATEGORIA DE GASTO/ GRUPO GENERICO DE GASTO	PRESUPUESTO INSTITUCIONAL APERTURA (PIA)	PRESUPUESTO INSTITUCIONAL MODIFICADO Minsa(PIM)	TOTAL CERTIFICADO	TOTAL COMPROMISOS	TOTAL DEVENGADO	SALDO COMPROMISOS	SALDO DEVENGADO	% CERTIFICADO	% COMPROMISOS	% DEVENGADO
5. GASTOS CORRIENTES	2,747,476.00	4,763,730.00	3,658,329.58	3,355,985.74	2,408,059.49	1,407,744.26	2,355,670.51	76.80	70.45	50.65
2.3 Bienes y Servicios	2,747,476.00	4,757,730.00	3,655,654.58	3,353,310.74	2,405,384.49	1,404,419.26	2,352,345.51	76.84	70.48	50.56
2.5 Otros	0.00	6,000.00	2,675.00	2,675.00	2,675.00	3,325.00	3,325.00	44.58	44.58	44.58
6. GASTOS DE CAPITAL	0.00	3,310.00	1,864.82	1,864.82	1,864.82	1,445.18	1,445.18	56.34	56.34	56.34
2.6 Adquisición de Activos No Financieros	0.00	3,310.00	1,864.82	1,864.82	1,864.82	1,445.18	1,445.18	56.34	56.34	56.34
TOTAL:	2,747,476.00	4,767,040.00	3,660,194.40	3,357,850.56	2,409,924.31	1,409,189.44	2,357,116.69	76.78	70.44	50.65

Fuente: SIAF-MPP 04/11/2019 - HVLH



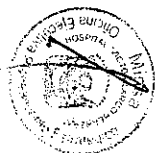
EJECUCIÓN DE GASTO AL 31 DE OCTUBRE DE 2019

(SOLES)

SECTOR : 11 SALUD
 PLIEGO : 011 M. DE SALUD
 UNIDAD EJECUTORA : 032 HOSPITAL VÍCTOR LARCO HERRERA (000148)
 FUENTE DE FINANCIAMIENTO : 4 DONACIONES Y TRANSFERENCIAS

CATEGORIA DE GASTO/ GRUPO GENERICO DE GASTO	PRESUPUESTO INSTITUCIONAL APERTURA (PIA)	PRESUPUESTO INSTITUCIONAL MODIFICADO MINSA(PIM)	TOTAL CERTIFICADO	TOTAL COMPROMISOS	TOTAL DEVENGADO	SALDO COMPROMISOS	SALDO DEVENGADO	% CERTIFICADO	% COMPROMISOS	% DEVENGADO
5. GASTOS CORRIENTES	0.00	6,353,347.00	5,775,285.71	5,082,317.15	3,825,321.27	1,271,029.85	2,528,025.73	90.90	79.99	60.21
2.3 Bienes y Servicios	0.00	6,353,347.00	5,775,285.71	5,082,317.15	3,825,321.27	1,271,029.85	2,528,025.73	90.90	79.99	60.21
6. GASTOS DE CAPITAL	0.00	294,435.00	229,085.01	227,957.86	193,906.31	66,477.14	100,528.69	77.80	77.42	65.86
2.6 Adquisición de Activos No Financieros	0.00	294,435.00	229,085.01	227,957.86	193,906.31	66,477.14	100,528.69	77.80	77.42	65.86
TOTAL:	0.00	6,647,782.00	6,004,370.72	5,310,275.01	4,019,227.58	1,337,506.99	2,628,554.42	90.32	79.88	60.46

Fuente: SIAF-MPP 04/11/2019 - HVLH



CERTIFICADOS Vs MARCO INICIAL Y SUS MODIFICACIONES - 2019

Del mes de Enero a Octubre

(EN NUEVOS SOLES)

SECTOR : 11 SALUD

PLIEGO : 011 M. DE SALUD

EJECUTORA : 032 HOSPITAL NACIONAL VICTOR LARCO HERRERA [000148]

M E N S U A L I Z A D O

FF	CATEGORIA GENERICA	PIA	MODIFIC.	PIM	ENE	FEB	MAR	ABR	MAY	JUN	JUL	AGO	SET	OCT	NOV	DIC	TOTAL CERTIFICADO	SALDO
1 RECURSOS ORDINARIOS																		
GEN2.1	PERSON	34,837,679	3,409,329	38,247,008	3,292,107.96	2,931,741.55	28,187,223.12	1,804,778.00	817,707.37	-141,892.00	0.00	0.00	-0.60	1,345,039.60	0.00	0.00	38,236,705.00	10,303.00
GEN2.2	PENSION	4,455,042	-243,283	4,211,759	416,530.07	329,924.56	3,343,216.37	0.00	0.00	0.00	0.00	0.00	122,026.00	0.00	0.00	0.00	4,211,697.00	62.00
GEN2.3	BIENES Y	10,555,927	638,629	11,194,556	1,566,799.89	3,495,236.73	3,473,480.88	317,161.30	606,464.61	167,123.17	470,396.52	301,219.31	1,697,019.32	-1,060,811.06	0.00	0.00	11,134,090.67	60,465.33
GEN2.5	OTROS	0	146,000	146,000	0.00	0.00	0.00	0.00	0.00	0.00	0.00	0.00	0.00	145,000.00	0.00	0.00	145,000.00	1,000.00
GEN2.6	ADQUISI	0	103,447	103,447	280.00	40,641.04	13,487.41	4,500.50	0.00	-4,500.50	40,859.00	4,936.72	-3,335.65	5,462.16	0.00	0.00	102,330.68	1,116.32
PARCIAL FTE	1	49,848,648	4,054,122	53,902,770	5,375,717.92	6,797,543.88	35,017,407.78	2,126,439.80	1,424,171.98	20,730.67	511,255.52	306,156.03	1,815,709.07	434,690.70	0.00	0.00	53,829,823.35	72,946.65
2 RECURSOS DIRECTAMENTE RECAUDADOS																		
GEN2.3	BIENES Y	2,747,476	2,010,254	4,757,730	565,871.37	1,827,458.07	301,620.59	904,009.60	45,715.67	195,336.49	-55,474.71	11,358.97	133,084.33	-273,325.80	0.00	0.00	3,655,654.58	1,102,075.42
GEN2.5	OTROS	0	6,000	6,000	0.00	0.00	1,180.00	0.00	0.00	0.00	375.00	0.00	0.00	1,120.00	0.00	0.00	2,675.00	3,325.00
GEN2.6	ADQUISI	0	3,310	3,310	0.00	0.00	0.00	0.00	2,878.46	0.00	-1,013.64	0.00	0.00	0.00	0.00	0.00	1,864.82	1,445.18
PARCIAL FTE	2	2,747,476	2,019,564	4,767,040	565,871.37	1,827,458.07	302,800.59	904,009.60	48,594.13	195,336.49	-56,113.35	11,358.97	133,084.33	-272,205.80	0.00	0.00	3,660,194.40	1,106,845.60
4 DONACIONES Y TRANSFERENCIAS																		
GEN2.3	BIENES Y	0	6,353,347	6,353,347	314,913.75	2,968,451.13	562,618.54	864,235.75	215,855.98	125,024.29	310,114.01	-135,393.82	343,438.21	206,027.87	0.00	0.00	5,775,285.71	578,061.29
GEN2.6	ADQUISI	0	294,435	294,435	0.00	162,482.84	3,540.00	0.00	106,830.12	13,547.16	-59,907.73	-9,527.98	-309.40	12,430.00	0.00	0.00	229,085.01	65,349.99
PARCIAL FTE	4	0	6,647,782	6,647,782	314,913.75	3,130,933.97	566,158.54	864,235.75	322,686.10	138,571.45	250,206.28	-144,921.80	343,128.81	218,457.87	0.00	0.00	6,004,370.72	643,411.28
TOTAL		52,596,124	12,721,468	65,317,592	6,256,503.04	11,755,935.92	35,886,366.91	3,894,685.15	1,795,452.21	354,638.61	705,348.45	172,593.20	2,291,922.21	380,942.77	0.00	0.00	63,494,388.47	1,823,203.53



CERTIFICADOS Vs MARCO INICIAL Y SUS MODIFICACIONES - 2019

Del mes de Enero a Octubre

(EN NUEVOS SOLES)


SECTOR : 11 SALUD

PLIEGO : 011 M. DE SALUD

EJECUTORA : 032 HOSPITAL NACIONAL VICTOR LARCO HERRERA [000148]

M E N S U A L I Z A D O

FF	CATEGORIA GENERICA	PIA	MODIFIC.	PIM	ENE	FEB	MAR	ABR	MAY	JUN	JUL	AGO	SET	OCT	NOV	DIC	TOTAL CERTIFICADO	SALDO
RESUMEN ...																		
	TOTAL FUENTE 1	49,848,648	4,054,122	53,902,770	5,375,717.92	6,797,543.88	35,017,407.78	2,126,439.80	1,424,171.98	20,730.67	511,255.52	306,156.03	1,815,709.07	434,690.70	0.00	0.00	53,829,823.35	72,946.65
	TOTAL FUENTE 2	2,747,476	2,019,564	4,767,040	565,871.37	1,827,458.07	302,800.59	904,009.60	48,594.13	195,336.49	-56,113.35	11,358.97	133,084.33	-272,205.80	0.00	0.00	3,660,194.40	1,106,845.60
	TOTAL FUENTE 4	0	6,647,782	6,647,782	314,913.75	3,130,933.97	566,158.54	864,235.75	322,686.10	138,571.45	250,206.28	-144,921.80	343,128.81	218,457.87	0.00	0.00	6,004,370.72	643,411.28
	TOTAL	52,596,124	12,721,468	65,317,592	6,256,503.04	11,755,935.92	35,886,368.91	3,894,685.15	1,795,452.21	354,638.61	705,348.45	172,593.20	2,291,922.21	380,942.77	0.00	0.00	63,494,386.47	1,823,203.53



COMPROMISOS Vs MARCO INICIAL Y SUS MODIFICACIONES - 2019

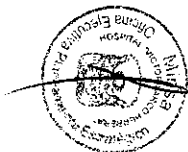
Del mes de Enero a Octubre

(EN NUEVOS SOLES)

SECTOR : 11 SALUD
PLIEGO : 011 M. DE SALUD
EJECUTORA : 032 HOSPITAL NACIONAL VICTOR LARCO HERRERA [000148]

M E N S U A L I Z A D O

FF	CATEGORIA GENERICA	PIA	MODIFIC.	PIM	ENE	FEB	MAR	ABR	MAY	JUN	JUL	AGO	SET	OCT	NOV	DIC	TOTAL COMPROMISOS	SALDO
1 RECURSOS ORDINARIOS																		
GEN2.1	PERSON	34,837,679	3,409,329	38,247,008	3,292,107.96	2,931,023.75	2,929,119.32	2,917,829.87	2,916,517.05	2,902,065.35	3,117,332.39	2,889,059.47	2,937,462.73	4,405,821.95	0.00	0.00	31,238,339.84	7,008,668.16
GEN2.2	PENSION	4,455,042	-243,283	4,211,759	416,530.07	329,724.56	378,068.14	322,478.47	330,641.15	324,320.82	394,221.62	320,921.62	318,119.39	317,096.57	0.00	0.00	3,452,122.41	759,636.59
GEN2.3	BIENES Y	10,555,927	638,629	11,194,556	691,307.66	1,064,011.14	2,174,901.47	1,691,832.79	440,379.38	1,300,493.98	614,909.58	694,914.09	826,718.66	404,756.88	0.00	0.00	9,904,225.63	1,290,330.37
GEN2.5	OTROS	0	146,000	146,000	0.00	0.00	0.00	0.00	0.00	0.00	0.00	0.00	0.00	145,000.00	0.00	0.00	145,000.00	1,000.00
GEN2.6	ADQUISI	0	103,447	103,447	0.00	40,921.04	12,762.41	725.00	0.00	0.00	359.00	0.00	40,951.07	1,332.16	0.00	0.00	97,050.68	6,396.32
PARCIAL FTE	1	49,848,648	4,054,122	53,902,770	4,399,945.69	4,365,680.49	5,494,851.34	4,932,866.13	3,687,537.58	4,526,880.15	4,126,822.59	3,904,895.18	4,123,251.85	5,274,007.56	0.00	0.00	44,836,738.56	9,066,031.44
2 RECURSOS DIRECTAMENTE RECAUDADOS																		
GEN2.3	BIENES Y	2,747,476	2,010,254	4,757,730	16,516.60	309,890.50	131,696.54	1,269,389.36	316,924.60	91,445.50	251,964.18	212,700.60	442,053.07	310,729.79	0.00	0.00	3,353,310.74	1,404,419.26
GEN2.5	OTROS	0	6,000	6,000	0.00	0.00	1,180.00	0.00	0.00	0.00	375.00	0.00	0.00	1,120.00	0.00	0.00	2,675.00	3,325.00
GEN2.6	ADQUISI	0	3,310	3,310	0.00	0.00	0.00	0.00	0.00	1,864.82	0.00	0.00	0.00	0.00	0.00	0.00	1,864.82	1,445.18
PARCIAL FTE	2	2,747,476	2,019,564	4,767,040	16,516.60	309,890.50	132,876.54	1,269,389.36	316,924.60	93,310.32	252,339.18	212,700.60	442,053.07	311,849.79	0.00	0.00	3,357,850.56	1,409,189.44
4 DONACIONES Y TRANSFERENCIAS																		
GEN2.3	BIENES Y	0	6,353,347	6,353,347	14,400.00	752,690.65	530,263.05	584,704.72	499,593.09	248,199.45	698,337.06	167,708.53	1,155,121.83	431,298.77	0.00	0.00	5,082,317.15	1,271,029.85
GEN2.6	ADQUISI	0	294,435	294,435	0.00	0.00	0.00	3,540.00	171,400.00	10,460.00	2,778.31	1,100.00	25,225.90	13,453.65	0.00	0.00	227,957.86	66,477.14
PARCIAL FTE	4	0	6,647,782	6,647,782	14,400.00	752,690.65	530,263.05	588,244.72	670,993.09	258,659.45	701,115.37	168,808.53	1,180,347.73	444,752.42	0.00	0.00	5,310,275.01	1,337,506.99
TOTAL		52,596,124	12,721,468	65,317,592	4,430,862.29	5,428,261.64	6,157,990.93	6,790,500.21	4,675,455.27	4,878,849.92	5,080,277.14	4,286,404.31	5,745,652.65	6,030,609.77	0.00	0.00	53,504,864.13	11,812,727.87



COMPROMISOS Vs MARCO INICIAL Y SUS MODIFICACIONES - 2019

Del mes de Enero a Octubre

(EN NUEVOS SOLES)


SECTOR : 11 SALUD

PLIEGO : 011 M. DE SALUD

EJECUTORA : 032 HOSPITAL NACIONAL VICTOR LARCO HERRERA [000148]

M E N S U A L I Z A D O

FF	CATEGORIA GENERICA	PIA	MODIFIC.	PIM	ENE	FEB	MAR	ABR	MAY	JUN	JUL	AGO	SET	OCT	NOV	DIC	TOTAL COMPROMISOS	SALDO
RESUMEN ...																		
	TOTAL FUENTE 1	49,848,648	4,054,122	53,902,770	4,399,945.69	4,365,680.49	5,494,851.34	4,932,866.13	3,687,537.58	4,526,880.15	4,126,822.59	3,904,895.18	4,123,251.85	5,274,007.56	0.00	0.00	44,836,738.56	9,066,031.44
	TOTAL FUENTE 2	2,747,476	2,019,564	4,767,040	16,516.60	309,890.50	132,876.54	1,269,389.36	316,924.60	93,310.32	252,339.18	212,700.60	442,053.07	311,849.79	0.00	0.00	3,357,850.56	1,409,189.44
	TOTAL FUENTE 4	0	6,647,782	6,647,782	14,400.00	752,690.65	530,263.05	588,244.72	670,993.09	258,659.45	701,115.37	168,808.53	1,180,347.73	444,752.42	0.00	0.00	5,310,275.01	1,337,506.99
	TOTAL	52,596,124	12,721,468	65,317,592	4,430,862.29	5,428,261.64	6,157,990.93	6,790,500.21	4,675,455.27	4,878,849.92	5,080,277.14	4,286,404.31	5,745,652.65	6,030,609.77	0.00	0.00	53,504,864.13	11,812,727.87



DEVENGADOS Vs MARCO INICIAL Y SUS MODIFICACIONES - 2019

Del mes de Enero a Octubre

(EN NUEVOS SOLES)


SECTOR : 11 SALUD

PLIEGO : 011 M. DE SALUD

EJECUTORA : 032 HOSPITAL NACIONAL VICTOR LARCO HERRERA [000148]

M E N S U A L I Z A D O

FF	CATEGORIA GENERICA	PIA	MODIFIC.	PIM	ENE	FEB	MAR	ABR	MAY	JUN	JUL	AGO	SET	OCT	NOV	DIC	TOTAL DEVENGADOS	SALDO
1 RECURSOS ORDINARIOS																		
GEN2.1	PERSON	34,837,679	3,409,329	38,247,008	3,292,107.96	2,931,023.75	2,793,062.32	3,053,447.18	2,916,517.05	2,902,065.35	3,117,332.39	2,889,059.47	2,937,462.73	4,405,821.95	0.00	0.00	31,237,900.15	7,009,107.85
GEN2.2	PENSION	4,455,042	-243,283	4,211,759	416,530.07	329,724.56	330,068.14	370,478.47	330,034.30	324,927.67	394,221.62	320,921.62	318,119.39	317,096.57	0.00	0.00	3,452,122.41	759,636.59
GEN2.3	BIENES Y	10,555,927	638,629	11,194,556	282,853.96	773,799.34	920,273.75	1,305,558.63	1,288,178.47	875,885.37	937,425.86	751,504.14	929,931.34	710,659.40	0.00	0.00	8,776,070.26	2,418,485.74
GEN2.5	OTROS	0	146,000	146,000	0.00	0.00	0.00	0.00	0.00	0.00	0.00	0.00	0.00	145,000.00	0.00	0.00	145,000.00	1,000.00
GEN2.6	ADQUISI	0	103,447	103,447	0.00	18,131.00	10,947.41	24,980.04	0.00	0.00	0.00	359.00	3,064.35	5,412.16	0.00	0.00	62,893.96	40,553.04
PARCIAL FTE	1	49,848,648	4,054,122	53,902,770	3,991,491.99	4,052,678.65	4,054,351.62	4,754,464.32	4,534,729.82	4,102,878.39	4,448,979.87	3,961,844.23	4,188,577.81	5,583,990.08	0.00	0.00	43,673,986.78	10,228,783.22
2 RECURSOS DIRECTAMENTE RECAUDADOS																		
GEN2.3	BIENES Y	2,747,476	2,010,254	4,757,730	16,516.60	85,489.37	305,130.78	135,060.31	412,869.94	90,309.64	132,719.99	392,427.67	537,245.25	297,614.94	0.00	0.00	2,405,384.49	2,352,345.51
GEN2.5	OTROS	0	6,000	6,000	0.00	0.00	1,180.00	0.00	0.00	0.00	375.00	0.00	0.00	1,120.00	0.00	0.00	2,675.00	3,325.00
GEN2.6	ADQUISI	0	3,310	3,310	0.00	0.00	0.00	0.00	0.00	0.00	1,864.82	0.00	0.00	0.00	0.00	0.00	1,864.82	1,445.18
PARCIAL FTE	2	2,747,476	2,019,564	4,767,040	16,516.60	85,489.37	306,310.78	135,060.31	412,869.94	90,309.64	134,958.81	392,427.67	537,245.25	298,734.94	0.00	0.00	2,409,924.31	2,357,115.69
4 DONACIONES Y TRANSFERENCIAS																		
GEN2.3	BIENES Y	0	6,353,347	6,353,347	0.00	287,333.40	466,342.12	602,652.29	572,365.02	332,045.37	333,796.96	335,582.84	444,941.65	450,261.62	0.00	0.00	3,825,321.27	2,528,025.73
GEN2.6	ADQUISI	0	294,435	294,435	0.00	0.00	0.00	3,540.00	800.00	140,900.00	42,938.31	0.00	3,938.00	1,790.00	0.00	0.00	193,906.31	100,528.69
PARCIAL FTE	4	0	6,647,782	6,647,782	0.00	287,333.40	466,342.12	606,192.29	573,165.02	472,945.37	376,735.27	335,582.84	448,879.65	452,051.62	0.00	0.00	4,019,227.58	2,628,554.42
TOTAL		52,596,124	12,721,468	65,317,592	4,008,008.59	4,425,501.42	4,827,004.52	5,495,716.92	5,520,764.78	4,666,133.40	4,960,674.95	4,689,854.74	5,174,702.71	6,334,776.54	0.00	0.00	50,103,138.67	15,214,453.33



DEVENGADOS Vs MARCO INICIAL Y SUS MODIFICACIONES - 2019

Del mes de Enero a Octubre

(EN NUEVOS SOLES)

SECTOR : 11 SALUD

PLIEGO : 011 M. DE SALUD

EJECUTORA : 032 HOSPITAL NACIONAL VICTOR LARCO HERRERA [000148]

M E N S U A L I Z A D O

FF	CATEGORIA GENERICA	PIA	MODIFIC.	PIM	ENE	FEB	MAR	ABR	MAY	JUN	JUL	AGO	SET	OCT	NOV	DIC	TOTAL DEVENGADOS	SALDO
RESUMEN ...																		
	TOTAL FUENTE 1	49,848,648	4,054,122	53,902,770	3,991,491.99	4,052,678.65	4,054,351.62	4,754,464.32	4,534,729.82	4,102,878.39	4,448,979.87	3,961,844.23	4,188,577.81	5,583,990.08	0.00	0.00	43,673,986.78	10,228,783.22
	TOTAL FUENTE 2	2,747,476	2,019,564	4,767,040	16,516.60	85,489.37	306,310.78	135,060.31	412,869.94	90,309.64	134,959.81	392,427.67	537,245.25	298,734.94	0.00	0.00	2,409,924.31	2,357,115.69
	TOTAL FUENTE 4	0	6,647,782	6,647,782	0.00	287,333.40	466,342.12	606,192.29	573,165.02	472,945.37	376,735.27	335,582.84	448,879.65	452,051.62	0.00	0.00	4,019,227.58	2,628,554.42
	TOTAL	52,596,124	12,721,468	65,317,592	4,008,008.59	4,425,501.42	4,827,004.52	5,495,716.92	5,520,764.78	4,666,133.40	4,960,674.95	4,689,854.74	5,174,702.71	6,334,776.64	0.00	0.00	50,103,138.67	15,214,453.33



EJECUCIÓN DE GASTO AL 31 DE OCTUBRE DE 2019

(SOLES)

SECTOR : 11 SALUD
 PLIEGO : 011 M. DE SALUD
 UNIDAD EJECUTORA : 032 HOSPITAL VÍCTOR LARCO HERRERA (000148)
 FUENTE DE FINANCIAMIENTO : ACUMULADO POR TODA FUENTE

CATEGORIA DE GASTO/ GRUPO GENERICO DE GASTO	PRESUPUESTO INSTITUCIONAL APERTURA (PIA)	PRESUPUESTO INSTITUCIONAL MODIFICADO (PIM)	TOTAL CERTIFICADO	TOTAL COMPROMISOS	TOTAL DEVENGADO	SALDO COMPROMISOS	SALDO DEVENGADO	% CERTIFICADO	% COMPROMISOS	% DEVENGADO
5. GASTOS CORRIENTES	52,596,124.00	64,916,400.00	63,161,107.96	53,177,990.77	49,844,473.58	11,738,409.23	15,071,926.42	97.30	81.92	76.78
2.1 Personal y Obligaciones Sociales	34,837,679.00	38,247,008.00	38,236,705.00	31,238,339.84	31,237,900.15	7,008,668.16	7,009,107.85	99.97	81.68	81.67
2.2 Pensiones y Prestaciones Sociales	4,455,042.00	4,211,759.00	4,211,697.00	3,452,122.41	3,452,122.41	759,636.59	759,636.59	100.00	81.96	81.96
2.3 Bienes y Servicios	13,303,403.00	22,305,633.00	20,565,030.96	18,339,853.52	15,006,776.02	3,965,779.48	7,298,856.98	92.20	82.22	67.28
2.5 Otros	0.00	152,000.00	147,675.00	147,675.00	147,675.00	4,325.00	4,325.00	97.15	97.15	97.15
6. GASTOS DE CAPITAL	0.00	401,192.00	333,280.51	326,873.36	258,665.09	74,318.64	142,526.91	83.07	81.48	64.47
2.6 Adquisición de Activos No Financieros	0.00	401,192.00	333,280.51	326,873.36	258,665.09	74,318.64	142,526.91	83.07	81.48	64.47
TOTAL:	52,596,124.00	65,317,592.00	63,494,388.47	53,504,864.13	50,103,138.67	11,812,727.87	15,214,453.33	97.21%	81.91%	76.71%

Fuente: SIAF-MPP 04/11/2019 - HVLH



CERTIFICADOS Vs MARCO INICIAL Y SUS MODIFICACIONES - 2019

Del mes de Enero a Octubre

(EN NUEVOS SOLES)


SECTOR : 11 SALUD

PLIEGO : 011 M. DE SALUD

EJECUTORA : 032 HOSPITAL NACIONAL VICTOR LARCO HERRERA [000148]

M E N S U A L I Z A D O

CATEGORIA GENERICA	PIA	MODIFIC.	PIM	ENE	FEB	MAR	ABR	MAY	JUN	JUL	AGO	SET	OCT	NOV	DIC	TOTAL CERTIFICADO	SALDO	
GEN2.1	PERSON	34,837,679	3,409,329	38,247,008	3,292,107.96	2,931,741.55	28,187,223.12	1,804,778.00	817,707.37	-141,892.00	0.00	0.00	-0.60	1,345,039.60	0.00	0.00	38,236,705.00	10,303.00
GEN2.2	PENSION	4,455,042	-243,283	4,211,759	416,530.07	329,924.56	3,343,216.37	0.00	0.00	0.00	0.00	0.00	122,026.00	0.00	0.00	0.00	4,211,697.00	62.00
GEN2.3	BIENES Y	13,303,403	9,002,230	22,305,633	2,547,585.01	8,291,145.93	4,337,720.01	2,085,406.55	868,036.26	487,483.95	725,035.82	177,164.46	2,173,541.86	-1,128,108.99	0.00	0.00	20,565,030.96	1,740,602.04
GEN2.5	OTROS	0	152,000	152,000	0.00	0.00	1,180.00	0.00	0.00	0.00	375.00	0.00	0.00	146,120.00	0.00	0.00	147,675.00	4,325.00
GEN2.6	ADQUISI	0	401,192	401,192	280.00	203,123.88	17,027.41	4,500.50	109,708.58	9,046.66	-20,062.37	-4,591.26	-3,645.05	17,892.16	0.00	0.00	333,280.51	67,911.49
PARCIAL FTE		52,596,124	12,721,468	65,317,592	6,256,503.04	11,755,935.92	35,886,366.91	3,894,685.15	1,795,452.21	354,638.61	705,348.45	172,593.20	2,291,922.21	380,942.77	0.00	0.00	63,494,388.47	1,823,203.53
TOTAL		52,596,124	12,721,468	65,317,592	6,256,503.04	11,755,935.92	35,886,366.91	3,894,685.15	1,795,452.21	354,638.61	705,348.45	172,593.20	2,291,922.21	380,942.77	0.00	0.00	63,494,388.47	1,823,203.53



CERTIFICADOS Vs MARCO INICIAL Y SUS MODIFICACIONES - 2019

Del mes de Enero a Octubre

(EN NUEVOS SOLES)

SECTOR : 11 SALUD

PLIEGO : 011 M. DE SALUD

EJECUTORA : 032 HOSPITAL NACIONAL VICTOR LARCO HERRERA [000148]

M E N S U A L I Z A D O

CATEGORIA GENERICA	PIA	MODIFIC.	PIM	ENE	FEB	MAR	ABR	MAY	JUN	JUL	AGO	SET	OCT	NOV	DIC	TOTAL CERTIFICADO	SALDO
RESUMEN ...																	
TOTAL FUENTE	52,596,124	12,721,468	65,317,592	6,256,503.04	11,755,935.92	35,886,366.91	3,894,685.15	1,795,452.21	354,638.61	705,348.45	172,593.20	2,291,922.21	380,942.77	0.00	0.00	63,494,388.47	1,823,203.53
TOTAL	52,596,124	12,721,468	65,317,592	6,256,503.04	11,755,935.92	35,886,366.91	3,894,685.15	1,795,452.21	354,638.61	705,348.45	172,593.20	2,291,922.21	380,942.77	0.00	0.00	63,494,388.47	1,823,203.53



COMPROMISOS Vs MARCO INICIAL Y SUS MODIFICACIONES - 2019

Del mes de Enero a Octubre

(EN NUEVOS SOLES)


SECTOR : 11 SALUD

PLIEGO : 011 M. DE SALUD

EJECUTORA : 032 HOSPITAL NACIONAL VICTOR LARCO HERRERA [000148]

M E N S U A L I Z A D O

CATEGORIA GENERICA	PIA	MODIFIC.	PIM	ENE	FEB	MAR	ABR	MAY	JUN	JUL	AGO	SET	OCT	NOV	DIC	TOTAL COMPROMISOS	SALDO	
GEN2.1	PERSON	34,837,679	3,409,329	38,247,008	3,292,107.96	2,931,023.75	2,929,119.32	2,917,829.87	2,916,517.05	2,902,065.35	3,117,332.39	2,889,059.47	2,937,462.73	4,405,821.95	0.00	0.00	31,238,339.84	7,008,668.16
GEN2.2	PENSION	4,455,042	-243,283	4,211,759	416,530.07	329,724.56	378,068.14	322,478.47	330,641.15	324,320.82	394,221.62	320,921.62	318,119.39	317,096.57	0.00	0.00	3,452,122.41	759,636.59
GEN2.3	BIENES Y	13,303,403	9,002,230	22,305,633	722,224.26	2,126,592.29	2,836,861.06	3,545,926.87	1,256,897.07	1,640,138.93	1,565,210.82	1,075,323.22	2,423,893.56	1,146,785.44	0.00	0.00	18,339,853.52	3,965,779.48
GEN2.5	OTROS	0	152,000	152,000	0.00	0.00	1,180.00	0.00	0.00	0.00	375.00	0.00	0.00	146,120.00	0.00	0.00	147,675.00	4,325.00
GEN2.6	ADQUISI	0	401,192	401,192	0.00	40,921.04	12,762.41	4,265.00	171,400.00	12,324.82	3,137.31	1,100.00	66,176.97	14,785.81	0.00	0.00	326,873.36	74,318.64
PARCIAL FTE		52,596,124	12,721,468	65,317,592	4,430,862.29	5,428,261.64	6,157,990.93	6,790,500.21	4,675,455.27	4,878,849.92	5,080,277.14	4,286,404.31	5,745,652.65	6,030,609.77	0.00	0.00	53,504,864.13	11,812,727.87
TOTAL		52,596,124	12,721,468	65,317,592	4,430,862.29	5,428,261.64	6,157,990.93	6,790,500.21	4,675,455.27	4,878,849.92	5,080,277.14	4,286,404.31	5,745,652.65	6,030,609.77	0.00	0.00	53,504,864.13	11,812,727.87



COMPROMISOS Vs MARCO INICIAL Y SUS MODIFICACIONES - 2019
Del mes de Enero a Octubre
(EN NUEVOS SOLES)

SECTOR : 11 SALUD
PLIEGO : 011 M. DE SALUD
EJECUTORA : 032 HOSPITAL NACIONAL VICTOR LARCO HERRERA {000148}

M E N S U A L I Z A D O

CATEGORIA GENERICA	PIA	MODIFIC.	PIM	ENE	FEB	MAR	ABR	MAY	JUN	JUL	AGO	SET	OCT	NOV	DIC	TOTAL COMPROMISOS	SALDO
RESUMEN ...																	
TOTAL FUENTE	52,596,124	12,721,468	65,317,592	4,430,862.29	5,428,261.64	6,157,990.93	6,790,500.21	4,675,455.27	4,878,849.92	5,080,277.14	4,286,404.31	5,745,652.65	6,030,609.77	0.00	0.00	53,504,864.13	11,812,727.87
TOTAL	52,596,124	12,721,468	65,317,592	4,430,862.29	5,428,261.64	6,157,990.93	6,790,500.21	4,675,455.27	4,878,849.92	5,080,277.14	4,286,404.31	5,745,652.65	6,030,609.77	0.00	0.00	53,504,864.13	11,812,727.87



DEVENGADOS Vs MARCO INICIAL Y SUS MODIFICACIONES - 2019

Del mes de Enero a Octubre

(EN NUEVOS SOLES)

SECTOR : 11 SALUD

PLIEGO : 011 M. DE SALUD

EJECUTORA : 032 HOSPITAL NACIONAL VICTOR LARCO HERRERA [000148]

M E N S U A L I Z A D O

CATEGORIA GENERICA	PIA	MODIFIC.	PIM	M E N S U A L I Z A D O												TOTAL DEVENGADOS	SALDO	
				ENE	FEB	MAR	ABR	MAY	JUN	JUL	AGO	SET	OCT	NOV	DIC			
GEN2.1	PERSON	34,837,679	3,409,329	38,247,008	3,292,107.96	2,931,023.75	2,793,062.32	3,053,447.18	2,916,517.05	2,902,065.35	3,117,332.39	2,889,059.47	2,937,462.73	4,405,821.95	0.00	0.00	31,237,900.15	7,009,107.85
GEN2.2	PENSION	4,455,042	-243,283	4,211,759	416,530.07	329,724.56	330,068.14	370,478.47	330,034.30	324,927.67	394,221.62	320,921.62	318,119.39	317,096.57	0.00	0.00	3,452,122.41	759,636.59
GEN2.3	BIENES Y	13,303,403	9,002,230	22,305,633	299,370.56	1,146,622.11	1,691,746.65	2,043,271.23	2,273,413.43	1,298,240.38	1,403,942.81	1,479,514.65	1,912,118.24	1,458,535.96	0.00	0.00	15,006,776.02	7,298,856.98
GEN2.5	OTROS	0	152,000	152,000	0.00	0.00	1,180.00	0.00	0.00	0.00	375.00	0.00	0.00	146,120.00	0.00	0.00	147,675.00	4,325.00
GEN2.6	ADQUISI	0	401,192	401,192	0.00	18,131.00	10,947.41	28,520.04	800.00	140,900.00	44,803.13	359.00	7,002.35	7,202.16	0.00	0.00	258,665.09	142,526.91
PARCIAL FTE		52,596,124	12,721,468	65,317,592	4,008,008.59	4,425,501.42	4,827,004.52	5,495,716.92	5,520,764.78	4,666,133.40	4,960,674.95	4,689,854.74	5,174,702.71	6,334,776.64	0.00	0.00	50,103,138.67	15,214,453.33
TOTAL		52,596,124	12,721,468	65,317,592	4,008,008.59	4,425,501.42	4,827,004.52	5,495,716.92	5,520,764.78	4,666,133.40	4,960,674.95	4,689,854.74	5,174,702.71	6,334,776.64	0.00	0.00	50,103,138.67	15,214,453.33



DEVENGADOS Vs MARCO INICIAL Y SUS MODIFICACIONES - 2019

Del mes de Enero a Octubre

(EN NUEVOS SOLES)

SECTOR : 11 SALUD

PLIEGO : 011 M. DE SALUD

EJECUTORA : 032 HOSPITAL NACIONAL VICTOR LARCO HERRERA [000148]

M E N S U A L I Z A D O

CATEGORIA GENERICA	PIA	MODIFIC.	PIM	ENE	FEB	MAR	ABR	MAY	JUN	JUL	AGO	SET	OCT	NOV	DIC	TOTAL DEVENGADOS	SALDO
RESUMEN ...																	
TOTAL FUENTE	52,596,124	12,721,468	65,317,592	4,008,008.59	4,425,501.42	4,827,004.52	5,495,716.92	5,520,764.78	4,666,133.40	4,960,674.95	4,689,854.74	5,174,702.71	6,334,776.64	0.00	0.00	50,103,138.67	15,214,453.33
TOTAL	52,596,124	12,721,468	65,317,592	4,008,008.59	4,425,501.42	4,827,004.52	5,495,716.92	5,520,764.78	4,666,133.40	4,960,674.95	4,689,854.74	5,174,702.71	6,334,776.64	0.00	0.00	50,103,138.67	15,214,453.33



RECAUDACIÓN DE INGRESOS AL 31 DE OCTUBRE DE 2019

[SOLES]

SECTOR : 11 SALUD
 PLIEGO : 011 M. DE SALUD
 UNIDAD EJECUTORA : 032 HOSPITAL VÍCTOR LARCO HERRERA (000148)
 FUENTE DE FINANCIAMIENTO : 2 RECURSOS DIRECTAMENTE RECAUDADOS

GENÉRICA DE INGRESOS	PRESUPUESTO INSTITUCIONAL APERTURA (PIA)	PRESUPUESTO INSTITUCIONAL MODIFICADO (PIM)	TOTAL RECAUDADO	SALDO	% RECAUDADO
1.3 Venta de Bienes y Servicios y Derechos Administrativos	2,594,586.00	2,594,586	2,418,819.78	175,766.22	93.23
1.5 Otros Ingresos	152,890.00	152,890	32,901.62	119,988.38	21.52
1.9 Saldo de balance	0.00	2,019,564	2,029,843.46	-10,279.46	100.51
TOTAL	2,747,476.00	4,767,040	4,481,564.86	285,475.14	94.01

Fuente: SIAF-MPP 04/11/2019 - HVLH



RESUMEN DE RECAUDACION DE INGRESOS - 2019
DEL MES DE ENERO A OCTUBRE
(EN NUEVOS SOLES)

SECTOR : 11 SALUD
PLIEGO : 011 M. DE SALUD
EJECUTORA : 032 HOSPITAL NACIONAL VICTOR LARCO HERRERA [000148]

M E N S U A L I Z A D O																	
FF	CLASIFICADOR	PIM	ENE	FEB	MAR	ABR	MAY	JUN	JUL	AGO	SET	OCT	NOV	DIC	TOTAL RECAUDADO	SALDO	% RECAUDADO
2 RECURSOS DIRECTAMENTE RECAUDADOS																	
1.3		2,594,586	252,559.42	201,115.21	221,631.09	219,694.48	264,788.61	261,900.19	259,637.34	260,473.04	241,838.25	235,182.15	0.00	0.00	2,418,819.78	175,766.22	93.23
1.5		152,890	3,709.69	451.52	323.98	1,984.17	2,954.07	9,966.47	5,339.80	6,556.74	846.51	768.67	0.00	0.00	32,901.62	119,988.38	21.52
1.9		2,019,564	2,019,564.38	0.00	0.00	9,869.08	0.00	390.00	0.00	0.00	0.00	0.00	0.00	0.00	2,029,843.46	-10,279.46	100.51
RESUMEN ...																	
TOTAL FUENTE 2		4,767,040	2,275,833.49	201,566.73	221,955.07	231,567.73	267,742.68	272,256.66	264,977.14	267,029.78	242,684.76	235,950.82	0.00	0.00	4,481,564.86	285,475.14	94.01
TOTAL		4,767,040	2,275,833.49	201,566.73	221,955.07	231,567.73	267,742.68	272,256.66	264,977.14	267,029.78	242,684.76	235,950.82	0.00	0.00	4,481,564.86	285,475.14	94.01

