

EJECUCIÓN DE GASTO AL 31 DE AGOSTO DE 2017

(SOLES)

SECTOR : 11 SALUD
 PLIEGO : 011 M. DE SALUD
 UNIDAD EJECUTORA : 032 HOSPITAL VÍCTOR LARCO HERRERA (000148)
 FUENTE DE FINANCIAMIENTO : ACUMULADO POR TODA FUENTE

CATEGORIA DE GASTO/ GRUPO GENERICO DE GASTO	PRESUPUESTO INSTITUCIONAL APERTURA (PIA)	PRESUPUESTO INSTITUCIONAL MODIFICADO (PIM)	TOTAL CERTIFICADO	TOTAL COMPROMISOS	TOTAL DEVENGADO	SALDO COMPROMISOS	SALDO DEVENGADO	% CERTIFICADO	% COMPROMISOS	% DEVENGADO
5. GASTOS CORRIENTES	53,629,801.00	54,975,013.00	48,778,892.55	26,198,596.56	24,961,983.63	28,776,416.44	30,013,029.37	371.26	240.78	206.29
2.1 Personal y Obligaciones Sociales	33,142,963.00	28,170,085.00	28,159,573.70	15,653,626.81	15,650,861.00	12,516,458.19	12,519,224.00	99.96	55.57	55.56
2.2 Pensiones y Prestaciones Sociales	5,052,214.00	4,296,654.00	4,293,094.00	2,105,508.85	2,105,508.85	2,191,145.15	2,191,145.15	99.92	49.00	49.00
2.3 Bienes y Servicios	15,428,624.00	22,427,072.00	16,245,884.40	8,359,120.45	7,148,889.52	14,067,951.55	15,278,182.48	72.44	37.27	31.88
2.5 Otros Gastos	6,000.00	81,202.00	80,340.45	80,340.45	56,724.26	861.55	24,477.74	98.94	98.94	69.86
6. GASTOS DE CAPITAL	31,000.00	365,097.00	267,422.27	132,797.63	91,191.29	232,299.37	273,905.71	73.25	36.37	24.98
2.6 Adquisición de Activos No Financieros	31,000.00	365,097.00	267,422.27	132,797.63	91,191.29	232,299.37	273,905.71	73.25	36.37	24.98
TOTAL:	53,660,801.00	55,340,110.00	49,046,314.82	26,331,394.19	25,053,174.92	29,008,715.81	30,286,935.08	88.63	47.58	45.27


Fuente: SIAF-MPP 07/09/2017 HVLH

CERTIFICACIÓN Vs MARCO PRESUPUESTAL - 2017
 (EN NUEVOS SOLES)

SECTOR : 11 SALUD
 PLIEGO : 011 M. DE SALUD
 EJECUTORA : 032 HOSPITAL NACIONAL VICTOR LARCO HERRERA [000148]

M E N S U A L I Z A D O

CATEGORIA GENERICA	PIM	ENE	FEB	MAR	ABR	MAY	JUN	JUL	AGO	SET	OCT	NOV	DIC	TOTAL CERTIFICADO	SALDO
2.1 PERSONAL Y OBLIGACIONES	28,170,085	0.00	0.00	2,571,104.94	2,584,997.15	22,650,745.91	0.00	353,602.00	-876.30	0.00	0.00	0.00	0.00	28,159,573.70	10,511.30
2.2 PENSIONES Y OTRAS	4,296,654	0.00	0.00	355,657.29	345,006.34	3,595,990.37	-3,560.00	0.00	0.00	0.00	0.00	0.00	0.00	4,293,094.00	3,560.00
2.3 BIENES Y SERVICIOS	22,427,072	0.00	0.00	4,962,554.21	1,925,218.93	3,421,346.43	4,651,740.74	1,136,145.30	128,878.79	0.00	0.00	0.00	0.00	16,245,884.40	6,181,187.60
2.5 OTROS GASTOS	81,202	0.00	0.00	0.00	0.00	1,980.00	75,930.45	2,025.00	405.00	0.00	0.00	0.00	0.00	80,340.45	861.55
2.6 ADQUISICION DE ACTIVOS NO	365,097	0.00	0.00	0.00	46,517.86	11,297.86	12,202.90	55,437.94	141,965.71	0.00	0.00	0.00	0.00	267,422.27	97,674.73
PARCIAL FTE	55,340,110	0.00	0.00	7,909,316.44	4,901,740.28	29,681,360.57	4,736,314.09	1,547,210.24	270,373.20	0.00	0.00	0.00	0.00	49,046,314.82	6,293,795.18
TOTAL EJECUTORA	55,340,110	0.00	0.00	7,909,316.44	4,901,740.28	29,681,360.57	4,736,314.09	1,547,210.24	270,373.20	0.00	0.00	0.00	0.00	49,046,314.82	6,293,795.18



CERTIFICACIÓN Vs MARCO PRESUPUESTAL - 2017
(EN NUEVOS SOLES)

SECTOR: 11 SALUD
PLIEGO: 011 M. DE SALUD
EJECUTORA: 032 HOSPITAL NACIONAL VICTOR LARCO HERRERA [000148]

M E N S U A L I Z A D O

CATEGORIA GENERICA	PIM	ENE	FEB	MAR	ABR	MAY	JUN	JUL	AGO	SET	OCT	NOV	DIC	TOTAL CERTIFICADO	SALDO
RESUMEN ...															
TOTAL FUENTE	55,340,110	0.00	0.00	7,909,316.44	4,901,740.28	29,681,360.57	4,736,314.09	1,547,210.24	270,373.20	0.00	0.00	0.00	0.00	49,046,314.82	6,293,795.18
TOTAL	55,340,110	0.00	0.00	7,909,316.44	4,901,740.28	29,681,360.57	4,736,314.09	1,547,210.24	270,373.20	0.00	0.00	0.00	0.00	49,046,314.82	6,293,795.18



COMPROMISOS Vs MARCO PRESUPUESTAL - 2017
 (EN NUEVOS SOLES)

SECTOR : 11 SALUD
 PLIEGO : 011 M. DE SALUD
 EJECUTORA : 032 HOSPITAL NACIONAL VICTOR LARCO HERRERA [000148]

M E N S U A L I Z A D O

CATEGORIA GENERICA	PIM	ENE	FEB	MAR	ABR	MAY	JUN	JUL	AGO	SET	OCT	NOV	DIC	TOTAL COMPROMISOS	SALDO
2.1 PERSONAL Y OBLIGACIONES	28,170,085	0.00	0.00	2,571,104.94	2,584,997.15	2,558,676.18	2,561,912.95	2,802,198.19	2,574,737.40	0.00	0.00	0.00	0.00	15,653,626.81	12,516,458.19
2.2 PENSIONES Y OTRAS	4,296,654	0.00	0.00	355,657.29	345,006.34	335,371.26	334,499.94	408,877.58	326,096.44	0.00	0.00	0.00	0.00	2,105,508.85	2,191,145.15
2.3 BIENES Y SERVICIOS	22,427,072	0.00	0.00	501,420.21	1,424,027.02	1,714,582.97	1,439,543.62	1,772,851.72	1,506,694.91	0.00	0.00	0.00	0.00	8,359,120.45	14,067,951.55
2.5 OTROS GASTOS	81,202	0.00	0.00	0.00	0.00	1,980.00	75,930.45	2,025.00	405.00	0.00	0.00	0.00	0.00	80,340.45	861.55
2.6 ADQUISICION DE ACTIVOS NO	365,097	0.00	0.00	0.00	42,767.86	4,769.00	13,879.61	50,648.65	20,732.51	0.00	0.00	0.00	0.00	132,797.63	232,299.37
PARCIAL FTE	55,340,110	0.00	0.00	3,428,182.44	4,396,798.37	4,615,379.41	4,425,766.57	5,036,601.14	4,428,666.26	0.00	0.00	0.00	0.00	26,331,394.19	29,008,715.81
TOTAL EJECUTORA	55,340,110	0.00	0.00	3,428,182.44	4,396,798.37	4,615,379.41	4,425,766.57	5,036,601.14	4,428,666.26	0.00	0.00	0.00	0.00	26,331,394.19	29,008,715.81



COMPROMISOS Vs MARCO PRESUPUESTAL - 2017
 (EN NUEVOS SOLES)

SECTOR : 11 SALUD
 PLIEGO : 011 M DE SALUD
 EJECUTORA : 032 HOSPITAL NACIONAL VICTOR LARCO HERRERA [000148]

M E N S U A L I Z A D O

CATEGORIA GENERICA	PIM	ENE	FEB	MAR	ABR	MAY	JUN	JUL	AGO	SET	OCT	NOV	DIC	TOTAL COMPROMISOS	SALDO
RESUMEN ...															
TOTAL FUENTE	55,340,110	0.00	0.00	3,428,182.44	4,396,798.37	4,615,379.41	4,425,766.57	5,036,601.14	4,428,666.26	0.00	0.00	0.00	0.00	26,331,394.19	29,008,715.81
TOTAL	55,340,110	0.00	0.00	3,428,182.44	4,396,798.37	4,615,379.41	4,425,766.57	5,036,601.14	4,428,666.26	0.00	0.00	0.00	0.00	26,331,394.19	29,008,715.81



DEVENGADOS Vs MARCO PRESUPUESTAL - 2017
 (EN NUEVOS SOLES)

SECTOR : 11 SALUD
 PLIEGO : 011 M. DE SALUD
 EJECUTORA : 032 HOSPITAL NACIONAL VICTOR LARCO HERRERA [000148]

M E N S U A L I Z A D O

CATEGORIA GENERICA	PIM	ENE	FEB	MAR	ABR	MAY	JUN	JUL	AGO	SET	OCT	NOV	DIC	TOTAL DEVENGADOS	SALDO
2.1 PERSONAL Y OBLIGACIONES	28,170,085	0.00	0.00	2,571,104.94	2,584,997.15	2,557,529.18	2,558,367.39	2,804,679.23	2,574,183.11	0.00	0.00	0.00	0.00	15,650,861.00	12,519,224.00
2.2 PENSIONES Y OTRAS	4,296,654	0.00	0.00	355,657.29	345,006.34	335,371.26	334,499.94	408,877.58	326,096.44	0.00	0.00	0.00	0.00	2,105,508.85	2,191,145.15
2.3 BIENES Y SERVICIOS	22,427,072	0.00	0.00	192,033.55	1,075,397.65	1,610,296.90	1,022,839.85	1,730,862.57	1,517,459.00	0.00	0.00	0.00	0.00	7,148,889.52	15,278,182.48
2.5 OTROS GASTOS	81,202	0.00	0.00	0.00	0.00	1,575.00	405.00	75,930.45	-21,186.19	0.00	0.00	0.00	0.00	56,724.26	24,477.74
2.6 ADQUISICION DE ACTIVOS NO	365,097	0.00	0.00	0.00	35,367.86	11,050.00	5,156.12	16,806.17	22,811.14	0.00	0.00	0.00	0.00	91,191.29	273,905.71
PARCIAL FTE	55,340,110	0.00	0.00	3,118,795.78	4,040,769.00	4,515,822.34	3,921,268.30	5,037,156.00	4,419,363.50	0.00	0.00	0.00	0.00	25,053,174.92	30,286,935.08
TOTAL EJECUTORA	55,340,110	0.00	0.00	3,118,795.78	4,040,769.00	4,515,822.34	3,921,268.30	5,037,156.00	4,419,363.50	0.00	0.00	0.00	0.00	25,053,174.92	30,286,935.08

DEVENGADOS Vs MARCO PRESUPUESTAL - 2017
 (EN NUEVOS SOLES)

SECTOR: 11 SALUD
 PLIEGO: 011 M. DE SALUD
 EJECUTORA: 032 HOSPITAL NACIONAL VICTOR LARCO HERRERA [000148]

M E N S U A L I Z A D O

CATEGORIA GENERICA	PIM	ENE	FEB	MAR	ABR	MAY	JUN	JUL	AGO	SET	OCT	NOV	DIC	TOTAL DEVENGADOS	SALDO
RESUMEN ...															
TOTAL FUENTE	55,340,110	0.00	0.00	3,118,795.78	4,040,769.00	4,515,822.34	3,921,268.30	5,037,156.00	4,419,363.50	0.00	0.00	0.00	0.00	25,053,174.92	30,286,935.08
TOTAL	55,340,110	0.00	0.00	3,118,795.78	4,040,769.00	4,515,822.34	3,921,268.30	5,037,156.00	4,419,363.50	0.00	0.00	0.00	0.00	25,053,174.92	30,286,935.08



EJECUCIÓN DE GASTO AL 31 DE AGOSTO DE 2017

(SOLES)

SECTOR : 11 SALUD
 PLIEGO : 011 M. DE SALUD
 UNIDAD EJECUTORA : 032 HOSPITAL VÍCTOR LARCO HERRERA (000148)
 FUENTE DE FINANCIAMIENTO : 1 RECURSOS ORDINARIOS

CATEGORIA DE GASTO/ GRUPO GENERICO DE GASTO	PRESUPUESTO INSTITUCIONAL APERTURA (PIA)	PRESUPUESTO INSTITUCIONAL MODIFICADO MINSA(PIM)	TOTAL CERTIFICADO	TOTAL COMPROMISOS	TOTAL DEVENGADO	SALDO COMPROMISOS	SALDO DEVENGADO	% CERTIFICADO	% COMPROMISOS	% DEVENGADO
5. GASTOS CORRIENTES	51,160,801.00	45,757,166.00	43,310,304.04	23,418,203.35	22,762,176.35	22,338,962.65	22,994,989.65	281.45	51.18	49.75
2.1 Personal y Obligaciones Sociales	33,142,963.00	28,160,450.00	28,159,573.70	15,653,626.81	15,650,861.00	12,506,823.19	12,509,589.00	100.00	55.59	55.58
2.2 Pensiones y Prestaciones Sociales	5,052,214.00	4,296,654.00	4,293,094.00	2,105,508.85	2,105,508.85	2,191,145.15	2,191,145.15	99.92	49.00	49.00
2.3 Bienes y Servicios	12,965,624.00	13,224,860.00	10,782,434.89	5,583,866.24	4,954,221.24	7,640,993.76	8,270,638.76	81.53	42.22	37.46
2.5 Otros Gastos	0.00	75,202.00	75,201.45	75,201.45	51,585.26	0.55	23,616.74	0.00	0.00	0.00
6. GASTOS DE CAPITAL	0.00	52,250.00	36,722.00	12,622.00	6,970.00	39,628.00	45,280.00	0.00	0.00	0.00
2.6 Adquisición de Activos No Financieros	0.00	52,250.00	36,722.00	12,622.00	6,970.00	39,628.00	45,280.00	0.00	0.00	0.00
TOTAL:	51,160,801.00	45,809,416.00	43,347,026.04	23,430,825.35	22,769,146.35	22,378,590.65	23,040,269.65	94.62	51.15	49.70

Fuente: SIAF-MPP 07/09/2017 HVLH

EJECUCIÓN DE GASTO AL 31 DE AGOSTO DE 2017
(EN NUEVOS SOLES)

SECTOR : 11 SALUD
 PLIEGO : 011 M. DE SALUD
 UNIDAD EJECUTORA : 032 HOSPITAL VÍCTOR LARCO HERRERA (000148)
 FUENTE DE FINANCIAMIENTO : 2 RECURSOS DIRECTAMENTE RECAUDADOS

CATEGORIA DE GASTO/ GRUPO GENERICO DE GASTO	PRESUPUESTO INSTITUCIONAL APERTURA (PIA)	PRESUPUESTO INSTITUCIONAL MODIFICADO MINSA(PIM)	TOTAL CERTIFICADO	TOTAL COMPROMISOS	TOTAL DEVENGADO	SALDO COMPROMISOS	SALDO DEVENGADO	% CERTIFICADO	% COMPROMISOS	% DEVENGADO
5. GASTOS CORRIENTES	2,469,000.00	3,751,666.00	1,578,582.59	1,335,122.26	928,270.17	2,416,543.74	2,823,395.83	127.66	35.59	24.74
2.3 Bienes y Servicios	2,463,000.00	3,745,666.00	1,573,443.59	1,329,983.26	923,131.17	2,415,682.74	2,822,534.83	42.01	35.51	24.65
2.5 Otros Gastos	6,000.00	6,000.00	5,139.00	5,139.00	5,139.00	861.00	861.00	85.65	85.65	85.65
6. GASTOS DE CAPITAL	31,000.00	111,040.00	62,293.87	41,930.43	30,843.43	69,109.57	80,196.57	56.10	37.76	27.78
2.6 Adquisición de Activos No Financieros	31,000.00	111,040.00	62,293.87	41,930.43	30,843.43	69,109.57	80,196.57	56.10	37.76	27.78
TOTAL:	2,500,000.00	3,862,706.00	1,640,876.46	1,377,052.69	959,113.60	2,485,653.31	2,903,592.40	42.48	35.65	24.83

Fuente: SIAF-MPP 07/09/2017 HVLH

EJECUCIÓN DE GASTO AL 31 DE AGOSTO DE 2017
(SOLES)

SECTOR : 11 SALUD
 PLIEGO : 011 M. DE SALUD
 UNIDAD EJECUTORA : 032 HOSPITAL VÍCTOR LARCO HERRERA (000148)
 FUENTE DE FINANCIAMIENTO : 4 DONACIONES Y TRANSFERENCIAS

CATEGORIA DE GASTO/ GRUPO GENERICO DE GASTO	PRESUPUESTO INSTITUCIONAL APERTURA (PIA)	PRESUPUESTO INSTITUCIONAL MODIFICADO MINSA(PIM)	TOTAL CERTIFICADO	TOTAL COMPROMISOS	TOTAL DEVENGADO	SALDO COMPROMISOS	SALDO DEVENGADO	% CERTIFICADO	% COMPROMISOS	% DEVENGADO
5. GASTOS CORRIENTES	0.00	5,466,181.00	3,890,005.92	1,445,270.95	1,271,537.11	4,020,910.05	4,194,643.89	71.29	26.44	23.26
2.1 Personal y Obligaciones Sociales	0.00	9,635.00	0.00	0.00	0.00	9,635.00	9,635.00	0.00	0.00	0.00
2.3 Bienes y Servicios	0.00	5,456,546.00	3,890,005.92	1,445,270.95	1,271,537.11	4,011,275.05	4,185,008.89	71.29	26.49	23.30
2.5 Otros Gastos	0.00	0.00	0.00	0.00	0.00	0.00	0.00	0.00	0.00	0.00
6. GASTOS DE CAPITAL	0.00	201,807.00	168,406.40	78,245.20	53,377.86	123,561.80	148,429.14	83.45	38.77	26.45
2.6 Adquisición de Activos No Financieros	0.00	201,807.00	168,406.40	78,245.20	53,377.86	123,561.80	148,429.14	83.45	38.77	26.45
TOTAL:	0.00	5,667,988.00	4,058,412.32	1,523,516.15	1,324,914.97	4,144,471.85	4,343,073.03	71.60	26.88	23.38


Fuente: SIAF MPP 07/09/2017 HVLH

CERTIFICACIÓN Vs MARCO PRESUPUESTAL - 2017
 (EN NUEVOS SOLES)

SECTOR : 11 SALUD
 PLIEGO : 011 M. DE SALUD
 EJECUTORA : 032 HOSPITAL NACIONAL VICTOR LARCO HERRERA [000148]

M E N S U A L I Z A D O

FF	CATEGORIA GENERICA	PIM	ENE	FEB	MAR	ABR	MAY	JUN	JUL	AGO	SET	OCT	NOV	DIC	TOTAL CERTIFICADO	SALDO
1 RECURSOS ORDINARIOS																
2.1	PERSONAL Y OBLIGACIONES	28,160,450	0.00	0.00	2,571,104.94	2,584,997.15	22,650,745.91	0.00	353,602.00	-876.30	0.00	0.00	0.00	0.00	28,159,573.70	876.30
2.2	PENSIONES Y OTRAS	4,296,654	0.00	0.00	355,657.29	345,006.34	3,595,990.37	-3,560.00	0.00	0.00	0.00	0.00	0.00	0.00	4,293,094.00	3,560.00
2.3	BIENES Y SERVICIOS	13,224,860	0.00	0.00	4,126,915.86	832,563.17	1,411,684.37	4,182,234.57	525,616.43	-296,579.51	0.00	0.00	0.00	0.00	10,782,434.89	2,442,425.11
2.5	OTROS GASTOS	75,202	0.00	0.00	0.00	0.00	0.00	75,201.45	0.00	0.00	0.00	0.00	0.00	0.00	75,201.45	0.55
2.6	ADQUISICION DE ACTIVOS NO	52,250	0.00	0.00	0.00	0.00	0.00	0.00	9,999.00	26,723.00	0.00	0.00	0.00	0.00	36,722.00	15,528.00
PARCIAL FTE	1	45,809,416	0.00	0.00	7,053,678.09	3,762,566.66	27,658,420.65	4,253,876.02	899,217.43	-270,732.81	0.00	0.00	0.00	0.00	43,347,026.04	2,462,389.96
2 RECURSOS DIRECTAMENTE RECAUDADOS																
2.3	BIENES Y SERVICIOS	3,745,666	0.00	0.00	70,172.83	810,344.90	72,598.97	186,032.71	414,350.32	19,943.86	0.00	0.00	0.00	0.00	1,573,443.59	2,172,222.41
2.5	OTROS GASTOS	6,000	0.00	0.00	0.00	0.00	1,980.00	729.00	2,025.00	405.00	0.00	0.00	0.00	0.00	5,139.00	861.00
2.6	ADQUISICION DE ACTIVOS NO	111,040	0.00	0.00	0.00	3,270.00	11,297.86	12,302.90	10,011.60	25,411.51	0.00	0.00	0.00	0.00	62,293.87	48,746.13
PARCIAL FTE	2	3,862,706	0.00	0.00	70,172.83	813,614.90	85,876.83	199,054.61	426,396.92	45,760.37	0.00	0.00	0.00	0.00	1,640,876.46	2,221,829.54
4 DONACIONES Y TRANSFERENCIAS																
2.1	PERSONAL Y OBLIGACIONES	9,635	0.00	0.00	0.00	0.00	0.00	0.00	0.00	0.00	0.00	0.00	0.00	0.00	0.00	9,635.00
2.3	BIENES Y SERVICIOS	5,456,546	0.00	0.00	785,465.52	282,310.86	1,937,063.09	283,473.46	196,178.55	405,514.44	0.00	0.00	0.00	0.00	3,890,005.92	1,566,540.08
2.6	ADQUISICION DE ACTIVOS NO	201,807	0.00	0.00	0.00	43,247.86	0.00	-100.00	35,427.34	89,831.20	0.00	0.00	0.00	0.00	168,406.40	33,400.60
PARCIAL FTE	4	5,667,988	0.00	0.00	785,465.52	325,558.72	1,937,063.09	283,373.46	231,605.89	495,345.64	0.00	0.00	0.00	0.00	4,058,412.32	1,609,575.68
TOTAL EJECUTORA		55,340,110	0.00	0.00	7,909,316.44	4,901,740.28	29,681,360.57	4,736,314.09	1,547,210.24	270,373.20	0.00	0.00	0.00	0.00	49,046,314.82	6,293,795.18



CERTIFICACIÓN Vs MARCO PRESUPUESTAL - 2017
 (EN NUEVOS SOLES)

SECTOR : 11 SALUD
 PLIEGO : 011 M. DE SALUD
 EJECUTORA : 032 HOSPITAL NACIONAL VICTOR LARCO HERRERA [000148]

M E N S U A L I Z A D O


FF	CATEGORIA GENERICA	PIM	ENE	FEB	MAR	ABR	MAY	JUN	JUL	AGO	SET	OCT	NOV	DIC	TOTAL CERTIFICADO	SALDO
	RESUMEN ...															
	TOTAL FUENTE 1	45,809,416	0.00	0.00	7,053,678.09	3,762,566.66	27,658,420.65	4,253,876.02	889,217.43	-270,732.81	0.00	0.00	0.00	0.00	43,347,026.04	2,462,389.96
	TOTAL FUENTE 2	3,862,706	0.00	0.00	70,172.83	813,614.90	85,876.83	199,064.61	426,386.92	45,760.37	0.00	0.00	0.00	0.00	1,640,876.46	2,221,829.54
	TOTAL FUENTE 4	5,667,988	0.00	0.00	785,465.52	325,558.72	1,937,063.09	283,373.46	231,605.89	495,345.64	0.00	0.00	0.00	0.00	4,058,412.32	1,609,575.68
	TOTAL	55,340,110	0.00	0.00	7,909,316.44	4,901,740.28	29,681,360.57	4,736,314.09	1,547,210.24	270,373.20	0.00	0.00	0.00	0.00	49,046,314.82	6,293,795.18

COMPROMISOS Vs MARCO PRESUPUESTAL - 2017
 (EN NUEVOS SOLES)

SECTOR : 11 SALUD
 PLIEGO : 011 M. DE SALUD
 EJECUTORA : 032 HOSPITAL NACIONAL VICTOR LARCO HERRERA [000148]

M E N S U A L I Z A D O

FF	CATEGORIA GENERICA	PIM	ENE	FEB	MAR	ABR	MAY	JUN	JUL	AGO	SET	OCT	NOV	DIC	TOTAL COMPROMISOS	SALDO
1 RECURSOS ORDINARIOS																
2.1	PERSONAL Y OBLIGACIONES	28,160,450	0.00	0.00	2,571,104.94	2,584,997.15	2,558,676.18	2,561,912.95	2,802,198.19	2,574,737.40	0.00	0.00	0.00	0.00	15,653,626.81	12,506,823.19
2.2	PENSIONES Y OTRAS	4,296,654	0.00	0.00	355,657.29	345,006.34	335,371.26	334,499.94	408,877.58	326,096.44	0.00	0.00	0.00	0.00	2,105,508.85	2,191,145.15
2.3	BIENES Y SERVICIOS	13,224,860	0.00	0.00	488,577.21	1,021,081.13	872,995.12	1,057,136.85	1,136,124.27	1,007,951.66	0.00	0.00	0.00	0.00	5,583,866.24	7,640,993.76
2.5	OTROS GASTOS	75,202	0.00	0.00	0.00	0.00	0.00	75,201.45	0.00	0.00	0.00	0.00	0.00	0.00	75,201.45	0.55
2.6	ADQUISICION DE ACTIVOS NO	52,250	0.00	0.00	0.00	0.00	0.00	0.00	0.00	12,622.00	0.00	0.00	0.00	0.00	12,622.00	39,628.00
PARCIAL FTE	1	45,809,416	0.00	0.00	3,415,339.44	3,951,084.62	3,767,042.56	4,028,761.19	4,347,200.04	3,921,407.50	0.00	0.00	0.00	0.00	23,430,825.35	22,378,590.65
2 RECURSOS DIRECTAMENTE RECAUDADOS																
2.3	BIENES Y SERVICIOS	3,745,666	0.00	0.00	12,843.00	217,211.83	446,159.23	142,743.37	448,142.58	62,883.25	0.00	0.00	0.00	0.00	1,329,983.26	2,415,682.74
2.5	OTROS GASTOS	6,000	0.00	0.00	0.00	0.00	1,980.00	729.00	2,025.00	405.00	0.00	0.00	0.00	0.00	5,139.00	861.00
2.6	ADQUISICION DE ACTIVOS NO	111,040	0.00	0.00	0.00	0.00	4,389.00	13,879.61	15,221.31	8,440.51	0.00	0.00	0.00	0.00	41,930.43	69,109.57
PARCIAL FTE	2	3,862,706	0.00	0.00	12,843.00	217,211.83	452,528.23	157,351.98	465,398.89	71,728.76	0.00	0.00	0.00	0.00	1,377,052.69	2,485,653.31
4 DONACIONES Y TRANSFERENCIAS																
2.1	PERSONAL Y OBLIGACIONES	9,635	0.00	0.00	0.00	0.00	0.00	0.00	0.00	0.00	0.00	0.00	0.00	0.00	0.00	9,635.00
2.3	BIENES Y SERVICIOS	5,456,546	0.00	0.00	0.00	185,734.06	395,428.62	239,663.40	188,584.87	435,860.00	0.00	0.00	0.00	0.00	1,445,270.95	4,011,275.05
2.6	ADQUISICION DE ACTIVOS NO	201,807	0.00	0.00	0.00	42,767.86	380.00	0.00	35,427.34	-330.00	0.00	0.00	0.00	0.00	78,245.20	123,561.80
PARCIAL FTE	4	5,667,988	0.00	0.00	0.00	228,501.92	395,808.62	239,663.40	224,012.21	435,530.00	0.00	0.00	0.00	0.00	1,523,516.15	4,144,471.85
TOTAL EJECUTORA		55,340,110	0.00	0.00	3,428,182.44	4,396,798.37	4,615,379.41	4,425,766.57	5,036,601.14	4,428,666.26	0.00	0.00	0.00	0.00	26,331,394.19	29,008,715.81



COMPROMISOS Vs MARCO PRESUPUESTAL - 2017
 (EN NUEVOS SOLES)

SECTOR: 11 SALUD
 PLIEGO: 011 M. DE SALUD
 EJECUTORA: 032 HOSPITAL NACIONAL VICTOR LARCO HERRERA [000148]

M E N S U A L I Z A D O

FF	CATEGORIA GENERICA	PIM	ENE	FEB	MAR	ABR	MAY	JUN	JUL	AGO	SET	OCT	NOV	DIC	TOTAL COMPROMISOS	SALDO
	RESUMEN ...															
	TOTAL FUENTE 1	45,809,416	0.00	0.00	3,415,339.44	3,951,084.62	3,767,042.56	4,028,751.19	4,347,200.04	3,921,407.50	0.00	0.00	0.00	0.00	23,430,825.35	22,378,590.65
	TOTAL FUENTE 2	3,862,706	0.00	0.00	12,843.00	217,211.83	452,528.23	157,351.98	465,388.89	71,728.76	0.00	0.00	0.00	0.00	1,377,052.69	2,485,653.31
	TOTAL FUENTE 4	5,667,988	0.00	0.00	0.00	228,501.92	395,808.62	239,663.40	224,012.21	435,530.00	0.00	0.00	0.00	0.00	1,523,516.15	4,144,471.85
	TOTAL	55,340,110	0.00	0.00	3,428,182.44	4,396,798.37	4,615,379.41	4,425,766.57	5,036,601.14	4,428,666.26	0.00	0.00	0.00	0.00	26,331,394.19	29,008,715.81



DEVENGADOS Vs MARCO PRESUPUESTAL - 2017
 (EN NUEVOS SOLES)

SECTOR : 11 SALUD
 PLIEGO : 011 M. DE SALUD
 EJECUTORA : 032 HOSPITAL NACIONAL VICTOR LARCO HERRERA [000148]

M E N S U A L I Z A D O

FF	CATEGORIA GENERICA	PIM	ENE	FEB	MAR	ABR	MAY	JUN	JUL	AGO	SET	OCT	NOV	DIC	TOTAL DEVENGADOS	SALDO
1 RECURSOS ORDINARIOS																
2.1	PERSONAL Y OBLIGACIONES	28,160,450	0.00	0.00	2,571,104.94	2,584,997.15	2,557,529.18	2,558,367.39	2,804,679.23	2,574,183.11	0.00	0.00	0.00	0.00	15,650,861.00	12,509,589.00
2.2	PENSIONES Y OTRAS	4,296,654	0.00	0.00	355,657.29	345,006.34	335,371.26	334,499.94	408,877.58	326,096.44	0.00	0.00	0.00	0.00	2,105,508.85	2,191,145.15
2.3	BIENES Y SERVICIOS	13,224,860	0.00	0.00	182,190.55	819,906.32	967,455.51	729,015.48	1,175,327.50	1,080,325.88	0.00	0.00	0.00	0.00	4,954,221.24	8,270,638.76
2.5	OTROS GASTOS	75,202	0.00	0.00	0.00	0.00	0.00	0.00	75,201.45	-23,616.19	0.00	0.00	0.00	0.00	51,585.26	23,616.74
2.6	ADQUISICION DE ACTIVOS NO	52,250	0.00	0.00	0.00	0.00	0.00	0.00	0.00	6,970.00	0.00	0.00	0.00	6,970.00	45,280.00	
PARCIAL FTE	1	45,809,416	0.00	0.00	3,108,952.78	3,749,909.81	3,860,355.95	3,621,882.81	4,464,085.76	3,963,959.24	0.00	0.00	0.00	0.00	22,769,146.35	23,040,269.65
2 RECURSOS DIRECTAMENTE RECAUDADOS																
2.3	BIENES Y SERVICIOS	3,745,666	0.00	0.00	9,843.00	125,282.74	272,486.71	149,110.43	316,676.68	49,731.61	0.00	0.00	0.00	0.00	923,131.17	2,822,534.83
2.5	OTROS GASTOS	6,000	0.00	0.00	0.00	0.00	1,575.00	405.00	729.00	2,430.00	0.00	0.00	0.00	0.00	5,139.00	861.00
2.6	ADQUISICION DE ACTIVOS NO	111,040	0.00	0.00	0.00	0.00	3,270.00	5,156.12	16,806.17	5,611.14	0.00	0.00	0.00	0.00	30,843.43	80,196.57
PARCIAL FTE	2	3,862,706	0.00	0.00	9,843.00	125,282.74	277,331.71	154,671.55	334,211.85	57,772.75	0.00	0.00	0.00	0.00	959,113.60	2,903,592.40
4 DONACIONES Y TRANSFERENCIAS																
2.1	PERSONAL Y OBLIGACIONES	9,635	0.00	0.00	0.00	0.00	0.00	0.00	0.00	0.00	0.00	0.00	0.00	0.00	0.00	9,635.00
2.3	BIENES Y SERVICIOS	5,456,546	0.00	0.00	0.00	130,208.59	370,354.68	144,713.94	238,858.39	387,401.51	0.00	0.00	0.00	0.00	1,271,537.11	4,185,008.89
2.6	ADQUISICION DE ACTIVOS NO	201,807	0.00	0.00	0.00	35,367.86	7,780.00	0.00	0.00	10,230.00	0.00	0.00	0.00	0.00	53,377.86	148,429.14
PARCIAL FTE	4	5,667,988	0.00	0.00	0.00	165,576.45	378,134.68	144,713.94	238,858.39	397,631.51	0.00	0.00	0.00	0.00	1,324,914.97	4,343,073.03
TOTAL EJECUTORA		55,340,110	0.00	0.00	3,118,795.78	4,040,769.00	4,515,822.34	3,921,268.30	5,037,156.00	4,419,363.50	0.00	0.00	0.00	0.00	25,053,174.92	30,286,935.08

DEVENGADOS Vs MARCO PRESUPUESTAL - 2017
 (EN NUEVOS SOLES)

SECTOR : 11 SALUD
 PLIEGO : 011 M. DE SALUD
 EJECUTORA : 032 HOSPITAL NACIONAL VICTOR LARCO HERRERA [000148]

M E N S U A L I Z A D O

FF	CATEGORIA GENERICA	PIM	ENE	FEB	MAR	ABR	MAY	JUN	JUL	AGO	SET	OCT	NOV	DIC	TOTAL DEVENGADOS	SALDO
	RESUMEN ...															
	TOTAL FUENTE 1	45,809,416	0.00	0.00	3,108,952.78	3,749,909.81	3,860,355.95	3,621,882.81	4,464,085.76	3,963,959.24	0.00	0.00	0.00	0.00	22,769,146.35	23,040,269.65
	TOTAL FUENTE 2	3,862,706	0.00	0.00	9,843.00	125,282.74	277,331.71	154,671.55	334,211.85	57,772.75	0.00	0.00	0.00	0.00	959,113.60	2,903,592.40
	TOTAL FUENTE 4	5,667,988	0.00	0.00	0.00	165,576.45	378,134.68	144,713.94	238,858.39	397,631.51	0.00	0.00	0.00	0.00	1,324,914.97	4,343,073.03
	TOTAL	55,340,110	0.00	0.00	3,118,795.78	4,040,769.00	4,515,822.34	3,921,268.30	5,037,156.00	4,419,363.50	0.00	0.00	0.00	0.00	25,053,174.92	30,286,935.08



RECAUDACIÓN DE INGRESOS AL 31 DE AGOSTO DE 2017

(SOLES)

SECTOR : 11 SALUD
 PLIEGO : 011 M. DE SALUD
 UNIDAD EJECUTORA : 032 HOSPITAL VÍCTOR LARCO HERRERA (000148)
 FUENTE DE FINANCIAMIENTO : 2 RECURSOS DIRECTAMENTE RECAUDADOS

GENÉRICA DE INGRESOS	PRESUPUESTO INSTITUCIONAL APERTURA (PIA)	PRESUPUESTO INSTITUCIONAL MODIFICADO (PIM)	TOTAL RECAUDADO	SALDO	% RECAUDADO
1.1 Impuestos y Contribuciones Obligatorias	45,000.00	45,000.00	0.00	45,000.00	0.00
1.3 Venta de Bienes y Servicios y Derechos Administrativos	2,374,500.00	2,155,446.00	1,333,985.45	821,460.55	61.89
1.5 Otros Ingresos	80,500.00	76,797.00	58,687.51	18,109.49	76.42
1.9 Saldo de Balance		1,585,463.00	1,592,929.12	-7,466.42	100.47
TOTAL FUENTE 2:	2,500,000.00	3,862,706.00	2,985,602.38	877,103.62	77.29

Fuente: SIAF-MPP 07/09/2017 HVCM

RESUMEN DE RECAUDACION DE INGRESOS - 2017
DEL MES DE ENERO A AGOSTO
 (EN NUEVOS SOLES)

SECTOR : 11 SALUD
 PLIEGO : 011 M. DE SALUD
 EJECUTORA : 032 HOSPITAL NACIONAL VICTOR LARCO HERRERA [000148]

M E N S U A L I Z A D O																	
FF	CLASIFICADOR	PIM	ENE	FEB	MAR	ABR	MAY	JUN	JUL	AGO	SET	OCT	NOV	DIC	TOTAL RECAUDADO	SALDO	% RECAUDADO
2 RECURSOS DIRECTAMENTE RECAUDADOS																	
1.1		45,000	0.00	0.00	0.00	0.00	0.00	0.00	0.00	0.00	0.00	0.00	0.00	0.00	0.00	45,000.00	0.00
1.3		2,155,446	0.00	0.00	154,980.83	189,625.04	243,609.01	222,559.67	416,430.56	106,780.34	0.00	0.00	0.00	0.00	1,333,985.45	821,460.55	61.89
1.5		76,797	0.00	0.00	970.70	2,388.88	8,071.40	1,493.76	38,007.69	7,755.08	0.00	0.00	0.00	0.00	58,687.51	18,109.49	76.42
1.9		1,585,463	0.00	0.00	0.00	0.00	0.00	0.00	1,592,929.42	0.00	0.00	0.00	0.00	0.00	1,592,929.42	-7,466.42	100.47

RESUMEN DE RECAUDACION DE INGRESOS - 2017
DEL MES DE ENERO A AGOSTO
 (EN NUEVOS SOLES)

SECTOR : 11 SALUD
 PLIEGO : 011 M. DE SALUD
 EJECUTORA : 032 HOSPITAL NACIONAL VICTOR LARCO HERRERA [000148]

FF	CLASIFICADOR	PIM	M E N S U A L I Z A D O												TOTAL RECAUDADO	SALDO	% RECAUDADO
			ENE	FEB	MAR	ABR	MAY	JUN	JUL	AGO	SET	OCT	NOV	DIC			
RESUMEN ...																	
	TOTAL FUENTE 2	3,862,706	0.00	0.00	155,951.53	192,013.92	251,680.41	224,053.43	2,047,367.67	114,535.42	0.00	0.00	0.00	0.00	2,985,602.38	877,103.62	77.29
	TOTAL	3,862,706	0.00	0.00	155,951.53	192,013.92	251,680.41	224,053.43	2,047,367.67	114,535.42	0.00	0.00	0.00	0.00	2,985,602.38	877,103.62	77.29

