

EJECUCIÓN DE GASTO AL 30 DE ABRIL DE 2018

(SOLES)

SECTOR : 11 SALUD
 PLIEGO : 011 M. DE SALUD
 UNIDAD EJECUTORA : 032 HOSPITAL VÍCTOR LARCO HERRERA (000148)
 FUENTE DE FINANCIAMIENTO : ACUMULADO POR TODA FUENTE

CATEGORIA DE GASTO/ GRUPO GENERICO DE GASTO	PRESUPUESTO INSTITUCIONAL APERTURA (PIA)	PRESUPUESTO INSTITUCIONAL MODIFICADO (PIM)	TOTAL CERTIFICADO	TOTAL COMPROMISOS	TOTAL DEVENGADO	SALDO COMPROMISOS	SALDO DEVENGADO	% CERTIFICADO	% COMPROMISOS	% DEVENGADO
5. GASTOS CORRIENTES	56,612,828.00	67,178,192.00	53,493,647.70	19,803,627.45	18,168,367.74	47,374,564.55	49,009,824.26	346.93	184.18	177.46
2.1 Personal y Obligaciones Sociales	34,800,111.00	37,715,201.00	33,490,257.86	11,477,832.75	11,477,832.75	26,237,368.25	26,237,368.25	88.80	30.43	30.43
2.2 Pensiones y Prestaciones Sociales	4,884,556.00	4,884,556.00	4,884,556.00	1,437,223.69	1,437,223.69	3,447,332.31	3,447,332.31	100.00	29.42	29.42
2.3 Bienes y Servicios	16,918,161.00	24,341,531.00	14,889,110.76	6,658,847.93	5,023,588.22	17,682,683.07	19,317,942.78	61.17	27.36	20.64
2.5 Otros Gastos	10,000.00	236,904.00	229,723.08	229,723.08	229,723.08	7,180.92	7,180.92	96.97	96.97	96.97
6. GASTOS DE CAPITAL	74,000.00	759,566.00	228,748.28	208,608.28	170,551.53	550,957.72	589,014.47	30.12	27.46	22.45
2.6 Adquisición de Activos No Financieros	74,000.00	759,566.00	228,748.28	208,608.28	170,551.53	550,957.72	589,014.47	30.12	27.46	22.45
TOTAL:	56,686,828.00	67,937,758.00	53,722,395.98	20,012,235.73	18,338,919.27	47,925,522.27	49,598,838.73	79.08	29.46	26.99

Fuente: SIAF-MPP 14/05/2018 HVLH

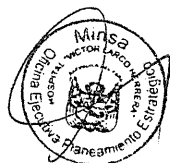


CERTIFICACIÓN Vs MARCO PRESUPUESTAL - 2018
 (EN NUEVOS SOLES)

SECTOR : 11 SALUD
 PLIEGO : 011 M. DE SALUD
 EJECUTORA : 032 HOSPITAL NACIONAL VICTOR LARCO HERRERA [000148]

M E N S U A L I Z A D O

CATEGORIA GENERICA	PIM	ENE	FEB	MAR	ABR	MAY	JUN	JUL	AGO	SET	OCT	NOV	DIC	TOTAL CERTIFICADO	SALDO
2.1 PERSONAL Y OBLIGACIONES	37,715,201	3,118,509.00	30,775,975.10	-966,971.50	562,745.26	0.00	0.00	0.00	0.00	0.00	0.00	0.00	0.00	33,490,257.86	4,224,943.14
2.2 PENSIONES Y OTRAS	4,884,556	425,755.76	4,458,800.24	0.00	0.00	0.00	0.00	0.00	0.00	0.00	0.00	0.00	0.00	4,884,556.00	0.00
2.3 BIENES Y SERVICIOS	24,341,531	2,401,992.45	10,501,710.18	2,038,009.81	-52,801.68	0.00	0.00	0.00	0.00	0.00	0.00	0.00	0.00	14,889,110.76	9,452,420.24
2.5 OTROS GASTOS	236,904	0.00	1,245.00	1,160.00	227,318.08	0.00	0.00	0.00	0.00	0.00	0.00	0.00	0.00	229,723.08	7,180.92
2.6 ADQUISICION DE ACTIVOS NO	759,566	3,990.00	3,344.75	175,007.52	46,406.01	0.00	0.00	0.00	0.00	0.00	0.00	0.00	0.00	228,748.28	530,817.72
PARCIAL FTE	67,937,758	5,950,247.21	45,741,075.27	1,247,205.83	783,867.67	0.00	0.00	0.00	0.00	0.00	0.00	0.00	0.00	53,722,395.98	14,215,362.02
TOTAL EJECUTORA	67,937,758	5,950,247.21	45,741,075.27	1,247,205.83	783,867.67	0.00	0.00	0.00	0.00	0.00	0.00	0.00	0.00	53,722,395.98	14,215,362.02

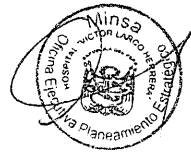


CERTIFICACIÓN Vs MARCO PRESUPUESTAL - 2018
 (EN NUEVOS SOLES)

SECTOR : 11 SALUD
 PLIEGO : 011 M. DE SALUD
 EJECUTORA : 032 HOSPITAL NACIONAL VICTOR LARCO HERRERA [000148]

M E N S U A L I Z A D O

CATEGORIA GENERICA	PIM	ENE	FEB	MAR	ABR	MAY	JUN	JUL	AGO	SET	OCT	NOV	DIC	TOTAL CERTIFICADO	SALDO
RESUMEN ...															
TOTAL FUENTE	67.937.758	5.950.247.21	45.741.075.27	1.247.205.83	783.867.67	0.00	0.00	0.00	0.00	0.00	0.00	0.00	0.00	53.722.395.98	14.215.362.02
TOTAL	67.937.758	5.950.247.21	45.741.075.27	1.247.205.83	783.867.67	0.00	0.00	0.00	0.00	0.00	0.00	0.00	0.00	53.722.395.98	14.215.362.02



COMPROMISOS Vs MARCO PRESUPUESTAL - 2018
 (EN NUEVOS SOLES)

SECTOR : 11 SALUD
 PLIEGO : 011 M. DE SALUD
 EJECUTORA : 032 HOSPITAL NACIONAL VICTOR LARCO HERRERA [000148]

M E N S U A L I Z A D O

CATEGORIA GENERICA	PIM	ENE	FEB	MAR	ABR	MAY	JUN	JUL	AGO	SET	OCT	NOV	DIC	TOTAL COMPROMISOS	SALDO
2.1 PERSONAL Y OBLIGACIONES	37,715,201	3,118,509.00	2,762,071.17	2,807,689.23	2,789,563.35	0.00	0.00	0.00	0.00	0.00	0.00	0.00	0.00	11,477,832.75	26,237,368.25
2.2 PENSIONES Y OTRAS	4,884,556	425,255.76	346,433.70	334,781.42	330,752.81	0.00	0.00	0.00	0.00	0.00	0.00	0.00	0.00	1,437,223.69	3,447,332.31
2.3 BIENES Y SERVICIOS	24,341,531	517,499.23	3,267,861.03	1,175,123.65	1,878,391.06	0.00	0.00	0.00	0.00	0.00	0.00	0.00	0.00	6,658,847.93	17,682,683.07
2.5 OTROS GASTOS	236,904	0.00	1,245.00	1,160.00	227,318.06	0.00	0.00	0.00	0.00	0.00	0.00	0.00	0.00	229,723.08	7,180.92
2.6 ADQUISICION DE ACTIVOS NO	759,566	3,990.00	2,084.75	11,654.00	190,879.53	0.00	0.00	0.00	0.00	0.00	0.00	0.00	0.00	208,608.28	550,957.72
PARCIAL FTE	67,937,758	4,065,223.05	6,399,696.55	4,330,411.30	5,216,904.83	0.00	0.00	0.00	0.00	0.00	0.00	0.00	0.00	20,012,235.73	47,925,522.27
TOTAL EJECUTORA	67,937,758	4,065,223.05	6,399,696.55	4,330,411.30	5,216,904.83	0.00	0.00	0.00	0.00	0.00	0.00	0.00	0.00	20,012,235.73	47,925,522.27



COMPROMISOS Vs MARCO PRESUPUESTAL - 2018
 (EN NUEVOS SOLES)

SECTOR : 11 SALUD
 PLIEGO : 011 M. DE SALUD
 EJECUTORA : 032 HOSPITAL NACIONAL VICTOR LARCO HERRERA [000148]

M E N S U A L I Z A D O

CATEGORIA GENERICA	PIM	ENE	FEB	MAR	ABR	MAY	JUN	JUL	AGO	SET	OCT	NOV	DIC	TOTAL COMPROMISOS	SALDO
RESUMEN ...															
TOTAL FUENTE	67,937,758	4,065,223.05	6,399,696.55	4,330,411.30	5,216,904.83	0.00	0.00	0.00	0.00	0.00	0.00	0.00	0.00	20,012,235.73	47,925,522.27
TOTAL	67,937,758	4,065,223.05	6,399,696.55	4,330,411.30	5,216,904.83	0.00	0.00	0.00	0.00	0.00	0.00	0.00	0.00	20,012,235.73	47,925,522.27



DEVENGADOS Vs MARCO PRESUPUESTAL - 2018
 (EN NUEVOS SOLES)

SECTOR : 11 SALUD
 PLIEGO : 011 M. DE SALUD
 EJECUTORA : 032 HOSPITAL NACIONAL VICTOR LARCO HERRERA [000148]

M E N S U A L I Z A D O

CATEGORIA GENERICA	PIM	ENE	FEB	MAR	ABR	MAY	JUN	JUL	AGO	SET	OCT	NOV	DIC	TOTAL DEVENGADOS	SALDO
2.1 PERSONAL Y OBLIGACIONES	37,715,201	3,118,509.00	2,762,071.17	2,807,689.23	2,789,563.35	0.00	0.00	0.00	0.00	0.00	0.00	0.00	0.00	11,477,832.75	26,237,368.25
2.2 PENSIONES Y OTRAS	4,884,556	425,255.76	346,433.70	331,985.91	333,548.32	0.00	0.00	0.00	0.00	0.00	0.00	0.00	0.00	1,437,223.69	3,447,332.31
2.3 BIENES Y SERVICIOS	24,341,531	356,296.33	1,006,474.68	1,583,822.45	2,076,994.76	0.00	0.00	0.00	0.00	0.00	0.00	0.00	0.00	5,023,588.22	19,317,942.78
2.5 OTROS GASTOS	236,904	0.00	1,245.00	1,160.00	227,318.06	0.00	0.00	0.00	0.00	0.00	0.00	0.00	0.00	229,723.08	7,180.92
2.6 ADQUISICION DE ACTIVOS NO	759,566	0.00	3,990.00	3,862.75	162,698.78	0.00	0.00	0.00	0.00	0.00	0.00	0.00	0.00	170,551.53	589,014.47
PARCIAL FTE	67,937,758	3,900,061.09	4,120,214.55	4,728,520.34	5,590,123.29	0.00	0.00	0.00	0.00	0.00	0.00	0.00	0.00	18,338,919.27	49,598,838.73
TOTAL EJECUTORA	67,937,758	3,900,061.09	4,120,214.55	4,728,520.34	5,590,123.29	0.00	0.00	0.00	0.00	0.00	0.00	0.00	0.00	18,338,919.27	49,598,838.73

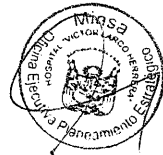


DEVENGADOS Vs MARCO PRESUPUESTAL - 2018
 (EN NUEVOS SOLES)

SECTOR : 11 SALUD
 PLIEGO : 011 M. DE SALUD
 EJECUTORA : 032 HOSPITAL NACIONAL VICTOR LARCO HERRERA [000148]

M E N S U A L I Z A D O

CATEGORIA GENERICA	PIM	ENE	FEB	MAR	ABR	MAY	JUN	JUL	AGO	SET	OCT	NOV	DIC	TOTAL DEVENGADOS	SALDO
RESUMEN ...															
TOTAL FUENTE	67,937,758	3,900,061.09	4,120,214.55	4,728,520.34	5,590,123.29	0.00	0.00	0.00	0.00	0.00	0.00	0.00	0.00	18,338,919.27	49,598,838.73
TOTAL	67,937,758	3,900,061.09	4,120,214.55	4,728,520.34	5,590,123.29	0.00	0.00	0.00	0.00	0.00	0.00	0.00	0.00	18,338,919.27	49,598,838.73



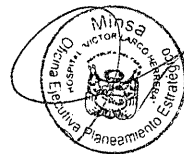
EJECUCIÓN DE GASTO AL 30 DE ABRIL DE 2018

(SOLES)

SECTOR : 11 SALUD
 PLIEGO : 011 M. DE SALUD
 UNIDAD EJECUTORA : 032 HOSPITAL VÍCTOR LARCO HERRERA (000148)
 FUENTE DE FINANCIAMIENTO : 1 RECURSOS ORDINARIOS

CATEGORIA DE GASTO/ GRUPO GENERICO DE GASTO	PRESUPUESTO INSTITUCIONAL APERTURA (PIA)	PRESUPUESTO INSTITUCIONAL MODIFICADO MINSA(PIM)	TOTAL CERTIFICADO	TOTAL COMPROMISOS	TOTAL DEVENGADO	SALDO COMPROMISOS	SALDO DEVENGADO	% CERTIFICADO	% COMPROMISOS	% DEVENGADO
5. GASTOS CORRIENTES	52,915,978.00	55,697,806.00	47,180,477.28	17,535,467.59	16,572,946.14	38,162,338.41	39,124,859.86	355.45	31.48	29.76
2.1 Personal y Obligaciones Sociales	34,800,111.00	37,715,201.00	33,490,257.86	11,477,832.75	11,477,832.75	26,237,368.25	26,237,368.25	88.80	30.43	30.43
2.2 Pensiones y Prestaciones Sociales	4,884,556.00	4,884,556.00	4,884,556.00	1,437,223.69	1,437,223.69	3,447,332.31	3,447,332.31	100.00	29.42	29.42
2.3 Bienes y Servicios	13,231,311.00	12,871,145.00	8,578,760.34	4,393,508.07	3,430,986.62	8,477,636.93	9,440,158.38	66.65	34.13	26.66
2.5 Otros Gastos	0.00	226,904.00	226,903.08	226,903.08	226,903.08	0.92	0.92	100.00	100.00	0.00
6. GASTOS DE CAPITAL	0.00	100,566.00	84,127.77	84,127.77	64,842.29	16,438.23	35,723.71	83.65	83.65	64.48
2.6 Adquisición de Activos No Financieros	0.00	100,566.00	84,127.77	84,127.77	64,842.29	16,438.23	35,723.71	83.65	83.65	64.48
TOTAL:	52,915,978.00	55,798,372.00	47,264,605.05	17,619,595.36	16,637,788.43	38,178,776.64	39,160,583.57	84.71	31.58	29.82

Fuente: SIAF-MPP 14/05/2018 HVLH



EJECUCIÓN DE GASTO AL 30 DE ABRIL DE 2018
(EN NUEVOS SOLES)

SECTOR : 11 SALUD
 PLIEGO : 011 M. DE SALUD
 UNIDAD EJECUTORA : 032 HOSPITAL VÍCTOR LARCO HERRERA (000148)
 FUENTE DE FINANCIAMIENTO : 2 RECURSOS DIRECTAMENTE RECAUDADOS

CATEGORIA DE GASTO/ GRUPO GENERICO DE GASTO	PRESUPUESTO INSTITUCIONAL APERTURA (PIA)	PRESUPUESTO INSTITUCIONAL MODIFICADO MINSA(PIM)	TOTAL CERTIFICADO	TOTAL COMPROMISOS	TOTAL DEVENGADO	SALDO COMPROMISOS	SALDO DEVENGADO	% CERTIFICADO	% COMPROMISOS	% DEVENGADO
5. GASTOS CORRIENTES	3,696,850.00	3,161,413.00	2,426,190.72	383,058.50	337,305.94	2,778,354.50	2,824,107.06	105.10	12.12	10.67
2.3 Bienes y Servicios	3,686,850.00	3,151,413.00	2,423,370.72	380,238.50	334,485.94	2,771,174.50	2,816,927.06	76.90	12.07	10.61
2.5 Otros Gastos	10,000.00	10,000.00	2,820.00	2,820.00	2,820.00	7,180.00	7,180.00	28.20	28.20	28.20
6. GASTOS DE CAPITAL	74,000.00	124,000.00	7,334.75	7,334.75	7,334.75	116,665.25	116,665.25	5.92	5.92	5.92
2.6 Adquisición de Activos No Financieros	74,000.00	124,000.00	7,334.75	7,334.75	7,334.75	116,665.25	116,665.25	5.92	5.92	5.92
TOTAL:	3,770,850.00	3,285,413.00	2,433,525.47	390,393.25	344,640.69	2,895,019.75	2,940,772.31	74.07	11.88	10.49

Fuente: SIAF-MPP 14/05/2018 HVLH




EJECUCIÓN DE GASTO AL 30 DE ABRIL DE 2018
(SOLES)

SECTOR : 11 SALUD
 PLIEGO : 011 M. DE SALUD
 UNIDAD EJECUTORA : 032 HOSPITAL VÍCTOR LARCO HERRERA (000148)
 FUENTE DE FINANCIAMIENTO : 4 DONACIONES Y TRANSFERENCIAS

CATEGORIA DE GASTO/ GRUPO GENERICO DE GASTO	PRESUPUESTO INSTITUCIONAL APERTURA (PIA)	PRESUPUESTO INSTITUCIONAL MODIFICADO MINSA(PIM)	TOTAL CERTIFICADO	TOTAL COMPROMISOS	TOTAL DEVENGADO	SALDO COMPROMISOS	SALDO DEVENGADO	% CERTIFICADO	% COMPROMISOS	% DEVENGADO
5. GASTOS CORRIENTES	0.00	8,318,973.00	3,886,979.70	1,885,101.36	1,258,115.66	6,433,871.64	7,060,857.34	46.72	22.66	15.12
2.3 Bienes y Servicios	0.00	8,318,973.00	3,886,979.70	1,885,101.36	1,258,115.66	6,433,871.64	7,060,857.34	46.72	22.66	15.12
2.6 Adquisición de Activos No Fnancieros	0.00	535,000.00	137,285.76	117,145.76	98,374.49	417,854.24	436,625.51	25.66	21.90	18.39
TOTAL:	0.00	8,853,973.00	4,024,265.46	2,002,247.12	1,356,490.15	6,851,725.88	7,497,482.85	45.45	22.61	15.32

Fuente: SIAF-MPP 14/05/2018 HVLH




CERTIFICACIÓN Vs MARCO PRESUPUESTAL - 2018
 (EN NUEVOS SOLES)

SECTOR : 11 SALUD
 PLIEGO : 011 M. DE SALUD
 EJECUTORA : 032 HOSPITAL NACIONAL VICTOR LARCO HERRERA [000148]

M E N S U A L I Z A D O

FF	CATEGORIA GENERICA	PIM	ENE	FEB	MAR	ABR	MAY	JUN	JUL	AGO	SET	OCT	NOV	DIC	TOTAL CERTIFICADO	SALDO
1 RECURSOS ORDINARIOS																
2.1	PERSONAL Y OBLIGACIONES	37,715,201	3,118,509.00	30,775,975.10	-966,971.50	562,745.26	0.00	0.00	0.00	0.00	0.00	0.00	0.00	0.00	33,490,257.86	4,224,943.14
2.2	PENSIONES Y OTRAS	4,884,556	425,755.76	4,458,800.24	0.00	0.00	0.00	0.00	0.00	0.00	0.00	0.00	0.00	0.00	4,884,556.00	0.00
2.3	BIENES Y SERVICIOS	12,871,145	2,252,448.00	6,686,552.69	281,441.08	-641,681.43	0.00	0.00	0.00	0.00	0.00	0.00	0.00	0.00	8,578,760.34	4,292,384.66
2.5	OTROS GASTOS	226,904	0.00	0.00	0.00	226,903.08	0.00	0.00	0.00	0.00	0.00	0.00	0.00	0.00	226,903.08	0.92
2.6	ADQUISICION DE ACTIVOS NO	100,566	0.00	0.00	80,741.77	3,386.00	0.00	0.00	0.00	0.00	0.00	0.00	0.00	0.00	84,127.77	16,438.23
PARCIAL FTE	1	55,798,372	5,796,712.76	41,921,328.03	-604,788.65	151,352.91	0.00	0.00	0.00	0.00	0.00	0.00	0.00	0.00	47,264,605.05	8,533,766.95
2 RECURSOS DIRECTAMENTE RECAUDADOS																
2.3	BIENES Y SERVICIOS	3,151,413	149,544.45	1,523,271.24	673,504.67	77,050.36	0.00	0.00	0.00	0.00	0.00	0.00	0.00	0.00	2,423,370.72	728,042.28
2.5	OTROS GASTOS	10,000	0.00	1,245.00	1,160.00	415.00	0.00	0.00	0.00	0.00	0.00	0.00	0.00	0.00	2,820.00	7,180.00
2.6	ADQUISICION DE ACTIVOS NO	124,000	3,990.00	3,344.75	0.00	0.00	0.00	0.00	0.00	0.00	0.00	0.00	0.00	0.00	7,334.75	116,665.25
PARCIAL FTE	2	3,285,413	153,534.45	1,527,860.99	674,664.67	77,465.36	0.00	0.00	0.00	0.00	0.00	0.00	0.00	0.00	2,433,525.47	851,887.53
4 DONACIONES Y TRANSFERENCIAS																
2.3	BIENES Y SERVICIOS	8,318,973	0.00	2,291,886.25	1,083,064.06	512,029.39	0.00	0.00	0.00	0.00	0.00	0.00	0.00	0.00	3,886,979.70	4,431,993.30
2.6	ADQUISICION DE ACTIVOS NO	535,000	0.00	0.00	94,265.75	43,020.01	0.00	0.00	0.00	0.00	0.00	0.00	0.00	0.00	137,285.76	397,714.24
PARCIAL FTE	4	8,853,973	0.00	2,291,886.25	1,177,329.81	555,049.40	0.00	0.00	0.00	0.00	0.00	0.00	0.00	0.00	4,024,265.46	4,829,707.54
TOTAL EJECUTORA		67,937,758	5,950,247.21	45,741,075.27	1,247,205.83	783,867.67	0.00	0.00	0.00	0.00	0.00	0.00	0.00	0.00	53,722,395.98	14,215,362.02

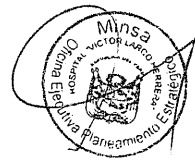


CERTIFICACIÓN Vs MARCO PRESUPUESTAL - 2018
 (EN NUEVOS SOLES)

SECTOR : 11 SALUD
 PLIEGO : 011 M. DE SALUD
 EJECUTORA : 032 HOSPITAL NACIONAL VICTOR LARCO HERRERA [000148]

M E N S U A L I Z A D O

FF	CATEGORIA GENERICA	PIM	ENE	FEB	MAR	ABR	MAY	JUN	JUL	AGO	SET	OCT	NOV	DIC	TOTAL CERTIFICADO	SALDO
	RESUMEN ...															
	TOTAL FUENTE 1	55,798.372	5,796.712.76	41,921.328.03	-604.788.65	151.352.91	0.00	0.00	0.00	0.00	0.00	0.00	0.00	0.00	47,264,605.05	8,533,766.95
	TOTAL FUENTE 2	3,285.413	153,534.45	1,527,860.99	674,664.67	77,465.36	0.00	0.00	0.00	0.00	0.00	0.00	0.00	0.00	2,433,525.47	851,887.53
	TOTAL FUENTE 4	8,853.973	0.00	2,291,886.25	1,177,329.81	555,049.40	0.00	0.00	0.00	0.00	0.00	0.00	0.00	0.00	4,024,265.46	4,829,707.54
	TOTAL	67,937,758	5,950,247.21	45,741,075.27	1,247,205.83	783,867.67	0.00	0.00	0.00	0.00	0.00	0.00	0.00	0.00	53,722,395.98	14,215,362.02



COMPROMISOS Vs MARCO PRESUPUESTAL - 2018
(EN NUEVOS SOLES)

SECTOR : 11 SALUD
PLIEGO : 011 M. DE SALUD
EJECUTORA : 032 HOSPITAL NACIONAL VICTOR LARCO HERRERA [000148]

M E N S U A L I Z A D O

FF	CATEGORIA GENERICA	PIM	ENE	FEB	MAR	ABR	MAY	JUN	JUL	AGO	SET	OCT	NOV	DIC	TOTAL COMPROMISOS	SALDO
	1 RECURSOS ORDINARIOS															
2.1	PERSONAL Y OBLIGACIONES	37,715,201	3,118,509.00	2,762,071.17	2,807,689.23	2,789,563.35	0.00	0.00	0.00	0.00	0.00	0.00	0.00	0.00	11,477,832.75	26,237,368.25
2.2	PENSIONES Y OTRAS	4,884,556	425,255.76	346,433.70	334,781.42	330,752.81	0.00	0.00	0.00	0.00	0.00	0.00	0.00	0.00	1,437,223.69	3,447,332.31
2.3	BIENES Y SERVICIOS	12,871,145	427,034.24	1,799,200.02	846,200.96	1,321,072.85	0.00	0.00	0.00	0.00	0.00	0.00	0.00	0.00	4,393,508.07	8,477,636.93
2.5	OTROS GASTOS	226,904	0.00	0.00	0.00	226,903.08	0.00	0.00	0.00	0.00	0.00	0.00	0.00	0.00	226,903.08	0.92
2.6	ADQUISICION DE ACTIVOS NO	100,566	0.00	0.00	768.00	83,359.77	0.00	0.00	0.00	0.00	0.00	0.00	0.00	0.00	84,127.77	16,438.23
PARCIAL FTE	1	55,798,372	3,970,799.00	4,907,704.89	3,989,439.61	4,751,651.86	0.00	0.00	0.00	0.00	0.00	0.00	0.00	0.00	17,619,595.36	38,178,776.64
	2 RECURSOS DIRECTAMENTE RECAUDADOS															
2.3	BIENES Y SERVICIOS	3,151,413	90,434.05	151,369.47	47,598.65	90,836.33	0.00	0.00	0.00	0.00	0.00	0.00	0.00	0.00	380,238.50	2,771,174.50
2.5	OTROS GASTOS	10,000	0.00	1,245.00	1,160.00	415.00	0.00	0.00	0.00	0.00	0.00	0.00	0.00	0.00	2,820.00	7,180.00
2.6	ADQUISICION DE ACTIVOS NO	124,000	3,990.00	2,084.75	1,260.00	0.00	0.00	0.00	0.00	0.00	0.00	0.00	0.00	0.00	7,334.75	116,665.25
PARCIAL FTE	2	3,285,413	94,424.05	154,699.22	50,018.65	91,251.33	0.00	0.00	0.00	0.00	0.00	0.00	0.00	0.00	390,393.25	2,895,019.75
	4 DONACIONES Y TRANSFERENCIAS															
2.3	BIENES Y SERVICIOS	8,318,973	0.00	1,337,292.44	281,327.04	266,481.88	0.00	0.00	0.00	0.00	0.00	0.00	0.00	0.00	1,885,101.36	6,433,871.64
2.6	ADQUISICION DE ACTIVOS NO	535,000	0.00	0.00	9,626.00	107,519.76	0.00	0.00	0.00	0.00	0.00	0.00	0.00	0.00	117,145.76	417,854.24
PARCIAL FTE	4	8,853,973	0.00	1,337,292.44	290,953.04	374,001.64	0.00	0.00	0.00	0.00	0.00	0.00	0.00	0.00	2,002,247.12	6,851,725.88
TOTAL EJECUTORA		67,937,758	4,065,223.05	6,399,696.55	4,330,411.30	5,216,904.83	0.00	0.00	0.00	0.00	0.00	0.00	0.00	0.00	20,012,235.73	47,925,522.27

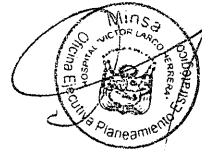


COMPROMISOS Vs MARCO PRESUPUESTAL - 2018
 (EN NUEVOS SOLES)

SECTOR : 11 SALUD
 PLIEGO : 011 M. DE SALUD
 EJECUTORA : 032 HOSPITAL NACIONAL VICTOR LARCO HERRERA [000148]

M E N S U A L I Z A D O

FF	CATEGORIA GENERICA	PIM	ENE	FEB	MAR	ABR	MAY	JUN	JUL	AGO	SET	OCT	NOV	DIC	TOTAL COMPROMISOS	SALDO
	RESUMEN ...															
	TOTAL FUENTE 1	55,798.372	3,970,799.00	4,907,704.89	3,989,439.61	4,751,651.86	0.00	0.00	0.00	0.00	0.00	0.00	0.00	0.00	17,619,595.36	38,178,776.64
	TOTAL FUENTE 2	3,285.413	94,424.05	154,699.22	50,018.65	91,251.33	0.00	0.00	0.00	0.00	0.00	0.00	0.00	0.00	390,393.25	2,895,019.75
	TOTAL FUENTE 4	8,853,973	0.00	1,337,292.44	290,953.04	374,001.64	0.00	0.00	0.00	0.00	0.00	0.00	0.00	0.00	2,002,247.12	6,851,725.88
	TOTAL	67,937,758	4,065,223.05	6,399,696.55	4,330,411.30	5,216,904.83	0.00	0.00	0.00	0.00	0.00	0.00	0.00	0.00	20,012,235.73	47,925,522.27



DEVENGADOS Vs MARCO PRESUPUESTAL - 2018
(EN NUEVOS SOLES)

SECTOR : 11 SALUD
PLIEGO : 011 M. DE SALUD
EJECUTORA : 032 HOSPITAL NACIONAL VICTOR LARCO HERRERA [000148]

M E N S U A L I Z A D O

FF	CATEGORIA GENERICA	PIM	ENE	FEB	MAR	ABR	MAY	JUN	JUL	AGO	SET	OCT	NOV	DIC	TOTAL DEVENGADOS	SALDO
1 RECURSOS ORDINARIOS																
2.1	PERSONAL Y OBLIGACIONES	37,715,201	3,118,509.00	2,762,071.17	2,807,689.23	2,789,563.35	0.00	0.00	0.00	0.00	0.00	0.00	0.00	0.00	11,477,832.75	26,237,368.25
2.2	PENSIONES Y OTRAS	4,284,556	425,255.76	346,433.70	331,985.91	333,548.32	0.00	0.00	0.00	0.00	0.00	0.00	0.00	0.00	1,437,223.69	3,447,332.31
2.3	BIENES Y SERVICIOS	12,871,145	334,189.61	636,679.43	1,031,885.22	1,429,232.36	0.00	0.00	0.00	0.00	0.00	0.00	0.00	0.00	3,430,986.62	9,440,158.38
2.5	OTROS GASTOS	226,904	0.00	0.00	0.00	226,903.08	0.00	0.00	0.00	0.00	0.00	0.00	0.00	0.00	226,903.08	0.92
2.6	ADQUISICION DE ACTIVOS NO	100,566	0.00	0.00	0.00	64,842.29	0.00	0.00	0.00	0.00	0.00	0.00	0.00	0.00	64,842.29	35,723.71
PARCIAL FTE	1	55,798,372	3,877,954.37	3,745,184.30	4,171,560.36	4,843,089.40	0.00	0.00	0.00	0.00	0.00	0.00	0.00	0.00	16,637,788.43	39,160,583.57
2 RECURSOS DIRECTAMENTE RECAUDADOS																
2.3	BIENES Y SERVICIOS	3,151,413	22,106.72	158,106.06	56,466.24	97,806.92	0.00	0.00	0.00	0.00	0.00	0.00	0.00	0.00	334,485.94	2,816,927.06
2.5	OTROS GASTOS	10,000	0.00	1,245.00	1,160.00	415.00	0.00	0.00	0.00	0.00	0.00	0.00	0.00	0.00	2,820.00	7,180.00
2.6	ADQUISICION DE ACTIVOS NO	124,000	0.00	3,990.00	3,344.75	0.00	0.00	0.00	0.00	0.00	0.00	0.00	0.00	0.00	7,334.75	116,665.25
PARCIAL FTE	2	3,285,413	22,106.72	163,341.06	60,970.99	98,221.92	0.00	0.00	0.00	0.00	0.00	0.00	0.00	0.00	344,640.69	2,940,772.31
4 DONACIONES Y TRANSFERENCIAS																
2.3	BIENES Y SERVICIOS	8,318,973	0.00	211,689.19	495,470.99	550,955.48	0.00	0.00	0.00	0.00	0.00	0.00	0.00	0.00	1,258,115.66	7,060,857.34
2.6	ADQUISICION DE ACTIVOS NO	535,000	0.00	0.00	518.00	97,856.49	0.00	0.00	0.00	0.00	0.00	0.00	0.00	0.00	98,374.49	436,625.51
PARCIAL FTE	4	8,853,973	0.00	211,689.19	495,988.99	648,811.97	0.00	0.00	0.00	0.00	0.00	0.00	0.00	0.00	1,356,490.15	7,497,482.85
TOTAL EJECUTORA		67,937,758	3,900,061.09	4,120,214.55	4,728,520.34	5,590,123.29	0.00	0.00	0.00	0.00	0.00	0.00	0.00	0.00	18,338,919.27	49,598,838.73

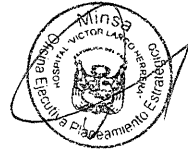


DEVENGADOS Vs MARCO PRESUPUESTAL - 2018
 (EN NUEVOS SOLES)

SECTOR : 11 SALUD
 PLIEGO : 011 M. DE SALUD
 EJECUTORA : 032 HOSPITAL NACIONAL VICTOR LARCO HERRERA [000148]

M E N S U A L I Z A D O

FF	CATEGORIA GENERICA	PIM	ENE	FEB	MAR	ABR	MAY	JUN	JUL	AGO	SET	OCT	NOV	DIC	TOTAL DEVENGADOS	SALDO
	RESUMEN ...															
	TOTAL FUENTE 1	55,798.372	3,877,954.37	3,745,184.30	4,171,560.36	4,843,089.40	0.00	0.00	0.00	0.00	0.00	0.00	0.00	0.00	16,637,788.43	39,160,583.57
	TOTAL FUENTE 2	3,285.413	22,106.72	163,341.06	60,970.99	98,221.92	0.00	0.00	0.00	0.00	0.00	0.00	0.00	0.00	344,640.69	2,940,772.31
	TOTAL FUENTE 4	8,853.973	0.00	211,689.19	495,988.99	648,811.97	0.00	0.00	0.00	0.00	0.00	0.00	0.00	0.00	1,356,490.15	7,497,482.85
	TOTAL	67,937.758	3,900,061.09	4,120,214.55	4,728,520.34	5,590,123.29	0.00	0.00	0.00	0.00	0.00	0.00	0.00	0.00	18,338,919.27	49,598,838.73



RECAUDACIÓN DE INGRESOS AL 30 DE ABRIL DE 2018

(SOLES)

SECTOR : 11 SALUD
 PLIEGO : 011 M. DE SALUD
 UNIDAD EJECUTORA : 032 HOSPITAL VÍCTOR LARCO HERRERA (000148)
 FUENTE DE FINANCIAMIENTO : 2 RECURSOS DIRECTAMENTE RECAUDADOS

GENERICA DE INGRESOS	PRESUPUESTO INSTITUCIONAL APERTURA (PIA)	PRESUPUESTO INSTITUCIONAL MODIFICADO (PIM)	TOTAL RECAUDADO	SALDO	% RECAUDADO
1.3 Venta de Bienes y Servicios y Derechos Administrativos	2,374,500.00	2,360,880.00	749,153.64	1,611,726.36	31.73
1.5 Otros Ingresos	80,500.00	139,120.00	35,075.44	104,044.56	25.21
1.9 Saldo de Balance		1,270,850.00	1,761,457.75	-490,607.75	138.60
TOTAL	2,455,000.00	3,770,850.00	2,545,686.83	1,225,163.17	67.51

Fuente: SIAF-MPP 14/05/2018 HVLH



RESUMEN DE RECAUDACION DE INGRESOS - 2018
DEL MES DE ENERO A ABRIL
 (EN NUEVOS SOLES)

SECTOR : 11 SALUD
 PLIEGO : 011 M. DE SALUD
 EJECUTORA : 032 HOSPITAL NACIONAL VICTOR LARCO HERRERA [000148]

M E N S U A L I Z A D O																	
FF	CLASIFICADOR	PIM	ENE	FEB	MAR	ABR	MAY	JUN	JUL	AGO	SET	OCT	NOV	DIC	TOTAL RECAUDADO	SALDO	% RECAUDADO
2 RECURSOS DIRECTAMENTE RECAUDADOS																	
1.3		2,360.880	200.220.62	162.238.22	198.685.75	188.009.05	0.00	0.00	0.00	0.00	0.00	0.00	0.00	0.00	749,153.64	1,611,726.36	31.73
1.5		139.120	24.879.90	7.142.67	245.52	2.807.35	0.00	0.00	0.00	0.00	0.00	0.00	0.00	0.00	35,075.44	104,044.56	25.21
1.9		1,270.850	1,761,457.75	0.00	0.00	0.00	0.00	0.00	0.00	0.00	0.00	0.00	0.00	0.00	1,761,457.75	-490,607.75	138.60
RESUMEN ...																	
TOTAL FUENTE 2		3,770.850	1,986,558.27	169,380.89	198,931.27	190,816.40	0.00	0.00	0.00	0.00	0.00	0.00	0.00	0.00	2,545,686.83	1,225,163.17	67.51
TOTAL		3,770.850	1,986,558.27	169,380.89	198,931.27	190,816.40	0.00	0.00	0.00	0.00	0.00	0.00	0.00	0.00	2,545,686.83	1,225,163.17	67.51

